



*Quality Water Analysis*

Corporate Headquarters  
6571 Wilson Mills Road  
Cleveland, Ohio 44143

Phone: 800-458-3330

This report package contains 64 pages.

This package contains reports from the following laboratories:

- National Testing Laboratories, Ltd. (9 pages)
- Pace Analytical Services, Inc.- Minneapolis, MN (6 pages)
- Pace Analytical Services, Inc. – Greensburg, PA (16 pages)
- Pace Analytical Services, Inc. – Ormond Beach, FL (12 pages)
- Eurofins Eaton Analytical, Inc. (8 pages)
- Pace Analytical Services, Inc. – East Longmeadow, MA (12 pages)

NELAP accredited #E87753



**ANALYTICAL REPORTS**

**SAMPLE CODE: 486998**

**11/25/2025**

**Customer:** Mountain Park Springs  
 Stewart Douglas  
 2835 Lowery St  
 Winston-Salem, NC 27101-6127

**Source:** Abingdon, VA Muni  
**Source Type:** Municipal Water  
**Brand Name:** Mountain Park Distilled  
**Production Code:** 29325  
**Container Size:** 5 Gallon

**Date/Time Received:** 10/22/2025 09:36

**Collected by:** S. Douglas

The results herein conform to TNI and ISO/IEC 17025:2017 standards, where applicable. These results may be used for compliance purposes, as required, unless otherwise narrated in the body of the report. The uncertainty of the test results are available upon request. All Dates and Times are reported as U.S. Eastern Time.

**Legend:**

Any 'Level Detected' marked with an asterisk (\*) indicates that the value has exceeded the EPA Maximum Contaminant Level (MCL) or one of the Standards of Quality.

**"ND"** This contaminant was not detected at or above our lower reporting limit (LRL)

**"NA"** Not Analyzed

**"Standard"** This column indicates either the Maximum Contaminant Level (MCL) for EPA Primary Standards or the guideline values for EPA Secondary Standards.

**"LRL"** This column indicates the Lower Reporting Limit, which is the lowest level that the laboratory can detect a contaminant.

**"DF"** This column indicates the contaminant dilution factor.

**Report Notes:**

pH analysis has a 15 minute hold time from sampling to analysis. Analysis of pH past the 15 minute hold time should be considered an estimate. In addition, Chlorine, Chloramine and Chlorine Dioxide hold time is immediate, therefore results should be considered an estimate.

Fed Id #	Contaminant	Method	Standard	Units	LRL	Level Detected	DF	Date/Time Sampled	Date Prepped	Date/Time Analyzed
<b>Inorganic Analytes - Metals</b>										
1002	Aluminum	200.7	0.2	mg/L	0.05	ND	1	10/27/2025 11:45		11/11/2025
1074	Antimony	200.8	0.006	mg/L	0.003	ND	1	10/27/2025 11:45		11/3/2025
1005	Arsenic	200.8	0.010	mg/L	0.002	ND	1	10/27/2025 11:45		11/3/2025
1010	Barium	200.7	2	mg/L	0.10	ND	1	10/27/2025 11:45		11/11/2025
1075	Beryllium	200.7	0.004	mg/L	0.001	ND	1	10/27/2025 11:45		11/11/2025
1079	Boron	200.7	--	mg/L	0.10	ND	1	10/27/2025 11:45		11/11/2025
1015	Cadmium	200.7	0.005	mg/L	0.001	ND	1	10/27/2025 11:45		11/11/2025
1016	Calcium	200.7	--	mg/L	2.0	ND	1	10/27/2025 11:45		11/11/2025
1020	Chromium	200.7	0.100	mg/L	0.007	ND	1	10/27/2025 11:45		11/11/2025
1022	Copper	200.7	1.0	mg/L	0.002	ND	1	10/27/2025 11:45		11/11/2025
1028	Iron	200.7	0.3	mg/L	0.020	ND	1	10/27/2025 11:45		11/11/2025
1030	Lead	200.8	0.010	mg/L	0.001	ND	1	10/27/2025 11:45		11/3/2025
1031	Magnesium	200.7	--	mg/L	0.10	ND	1	10/27/2025 11:45		11/11/2025
1032	Manganese	200.7	0.05	mg/L	0.004	ND	1	10/27/2025 11:45		11/11/2025
1035	Mercury	200.8	0.002	mg/L	0.0002	ND	1	10/27/2025 11:45		11/3/2025
1036	Nickel	200.7	--	mg/L	0.005	ND	1	10/27/2025 11:45		11/11/2025
1042	Potassium	200.7	--	mg/L	1.0	ND	1	10/27/2025 11:45		11/11/2025
1045	Selenium	200.8	0.05	mg/L	0.002	ND	1	10/27/2025 11:45		11/3/2025
1049	Silica	200.7	--	mg/L	0.05	ND	1	10/27/2025 11:45		11/11/2025

*This report cannot be reproduced, except in full, without the written approval of National Testing Laboratories, Ltd.*

# National Testing Laboratories, Ltd

556 South Mansfield, Ypsilanti, MI, 48197-5166  
(440) 449-2525, Fax: (440) 449-8585

## ANALYTICAL REPORTS

**SAMPLE CODE: 486998**

**11/25/2025**

Fed Id #	Contaminant	Method	Standard	Units	LRL	Level Detected	DF	Date/Time Sampled	Date Prepped	Date/Time Analyzed
1050	Silver	200.7	0.10	mg/L	0.002	ND	1	10/27/2025 11:45		11/11/2025
1052	Sodium	200.7	--	mg/L	1	ND	1	10/27/2025 11:45		11/11/2025
1085	Thallium	200.8	0.002	mg/L	0.001	ND	1	10/27/2025 11:45		11/3/2025
4006	Uranium	200.8	0.030	mg/L	0.001	ND	1	10/27/2025 11:45		11/3/2025
1095	Zinc	200.7	5.000	mg/L	0.004	ND	1	10/27/2025 11:45		11/11/2025
<b>Physical Factors</b>										
1927	Alkalinity (Total as CaCO3)	2320B	--	mg/L	20	ND	1	10/27/2025 11:45		10/28/2025
1905	Apparent Color	2120B	15	CU	3	ND	1	10/27/2025 11:45		10/27/2025 14:10
1910	Corrosivity	2330B	--	SI		-5.47	R2	1	10/27/2025 11:45	11/11/2025
2905	Foaming Agents	5540C	0.5	mg/L	0.1	ND	1	10/27/2025 11:45		10/27/2025 14:30
MBAS, calculated as Linear Alkylate Sulfonate (LAS), mol wt of 342.4 g/mole										
1915	Hardness	2340B	--	mg/L	5.0	ND	1	10/27/2025 11:45		11/11/2025
1920	Odor Temperature	2150B	--	Deg. C		21	1	10/27/2025 11:45		10/27/2025 12:50
1920	Odor Threshold	2150B	3	ton	1	ND	1	10/27/2025 11:45		10/27/2025 12:50
1925	pH	150.1	5-7	pH Units		5.9	1	10/27/2025 11:45		10/27/2025 13:55
4254	pH Temperature	150.1	--	Deg. C		22	1	10/27/2025 11:45		10/27/2025 13:55
1930	Total Dissolved Solids	2540C	500	mg/L	5	ND	1	10/27/2025 11:45		11/1/2025
0100	Turbidity	2130B	1	NTU	0.1	ND	1	10/27/2025 11:45		10/27/2025 14:00
<b>Inorganic Analytes - Other</b>										
1011	Bromate	300.1	0.010	mg/L	0.005	ND	1	10/27/2025 11:45		10/29/2025
1004	Bromide	300.1	--	mg/L	0.005	ND	1	10/27/2025 11:45		10/29/2025
1006	Chloramine as Cl2	4500Cl-G	4.0	mg/L	0.05	ND	1	10/27/2025 11:45		10/28/2025 11:28
1017	Chloride	300.0	250	mg/L	1.0	ND	1	10/27/2025 11:45		10/28/2025 14:09
1012	Chlorine as Cl2	4500Cl-G	4.0	mg/L	0.05	ND	1	10/27/2025 11:45		10/28/2025 11:25
1008	Chlorine Dioxide as ClO2	4500ClO2D	0.8	mg/L	0.1	ND	1	10/27/2025 11:45		10/28/2025 11:30
1009	Chlorite	300.1	1.0	mg/L	0.005	ND	1	10/27/2025 11:45		10/29/2025
1025	Fluoride	300.0	4.0	mg/L	0.10	ND	1	10/27/2025 11:45		10/28/2025 14:09
1040	Nitrate as N	300.0	10	mg/L	0.05	ND	1	10/27/2025 11:45		10/28/2025 14:09
1041	Nitrite as N	300.0	1	mg/L	0.05	ND	1	10/27/2025 11:45		10/28/2025 14:09
1044	Ortho Phosphate	300.0	--	mg/L	2.0	ND	1	10/27/2025 11:45		10/28/2025 14:09
1055	Sulfate	300.0	250	mg/L	5.0	ND	1	10/27/2025 11:45		10/28/2025 14:09
<b>Organic Analytes - Trihalomethanes</b>										
2943	Bromodichloromethane	524.2 THMs	--	mg/L	0.0005	ND	1	10/27/2025 11:45		11/5/2025
2942	Bromoform	524.2 THMs	--	mg/L	0.0005	ND	1	10/27/2025 11:45		11/5/2025
2941	Chloroform	524.2 THMs	--	mg/L	0.0005	0.0012	1	10/27/2025 11:45		11/5/2025
2944	Dibromochloromethane	524.2 THMs	--	mg/L	0.0005	ND	1	10/27/2025 11:45		11/5/2025
2950	Total THMs	524.2 THMs	0.080	mg/L	0.0005	0.0012	1	10/27/2025 11:45		11/5/2025
<b>Organic Analytes - Haloacetic Acids</b>										

This report cannot be reproduced, except in full, without the written approval of National Testing Laboratories, Ltd.

# National Testing Laboratories, Ltd

556 South Mansfield, Ypsilanti, MI, 48197-5166  
(440) 449-2525, Fax: (440) 449-8585

## ANALYTICAL REPORTS

**SAMPLE CODE: 486998**

**11/25/2025**

Fed Id #	Contaminant	Method	Standard	Units	LRL	Level Detected	DF	Date/Time Sampled	Date Prepped	Date/Time Analyzed
2454	Dibromoacetic Acid	552.2 HAAs --		ug/L	1.0	ND	1	10/27/2025 11:45	10/29/2025	10/29/2025
2451	Dichloroacetic Acid	552.2 HAAs --		ug/L	1.0	ND	1	10/27/2025 11:45	10/29/2025	10/29/2025
2453	Monobromoacetic Acid	552.2 HAAs --		ug/L	1.0	ND	1	10/27/2025 11:45	10/29/2025	10/29/2025
2450	Monochloroacetic Acid	552.2 HAAs --		ug/L	1.0	ND	1	10/27/2025 11:45	10/29/2025	10/29/2025
2452	Trichloroacetic Acid	552.2 HAAs --		ug/L	1.0	ND	1	10/27/2025 11:45	10/29/2025	10/29/2025
2456	Total HAAs	552.2 HAAs 60		ug/L	1.0	ND	1	10/27/2025 11:45	10/29/2025	10/29/2025
<b>Organic Analytes - Volatiles</b>										
2986	1,1,1,2-Tetrachloroethane	524.2	--	mg/L	0.0005	ND	1	10/27/2025 11:45		11/5/2025
2981	1,1,1-Trichloroethane	524.2	0.2	mg/L	0.0005	ND	1	10/27/2025 11:45		11/5/2025
2988	1,1,2,2-Tetrachloroethane	524.2	--	mg/L	0.0005	ND	1	10/27/2025 11:45		11/5/2025
2985	1,1,2-Trichloroethane	524.2	0.005	mg/L	0.0005	ND	1	10/27/2025 11:45		11/5/2025
2978	1,1-Dichloroethane	524.2	--	mg/L	0.0005	ND	1	10/27/2025 11:45		11/5/2025
2977	1,1-Dichloroethene	524.2	0.007	mg/L	0.0005	ND	1	10/27/2025 11:45		11/5/2025
2410	1,1-Dichloropropene	524.2	--	mg/L	0.0005	ND	1	10/27/2025 11:45		11/5/2025
2420	1,2,3-Trichlorobenzene	524.2	--	mg/L	0.0005	ND	1	10/27/2025 11:45		11/5/2025
2414	1,2,3-Trichloropropane	524.2	--	mg/L	0.0005	ND	1	10/27/2025 11:45		11/5/2025
2378	1,2,4-Trichlorobenzene	524.2	0.07	mg/L	0.0005	ND	1	10/27/2025 11:45		11/5/2025
2418	1,2,4-Trimethylbenzene	524.2	--	mg/L	0.0005	ND	1	10/27/2025 11:45		11/5/2025
2968	1,2-Dichlorobenzene	524.2	0.6	mg/L	0.0005	ND	1	10/27/2025 11:45		11/5/2025
2980	1,2-Dichloroethane	524.2	0.005	mg/L	0.0005	ND	1	10/27/2025 11:45		11/5/2025
2983	1,2-Dichloropropane	524.2	0.005	mg/L	0.0005	ND	1	10/27/2025 11:45		11/5/2025
2424	1,3,5-Trimethylbenzene	524.2	--	mg/L	0.0005	ND	1	10/27/2025 11:45		11/5/2025
2967	1,3-Dichlorobenzene	524.2	--	mg/L	0.0005	ND	1	10/27/2025 11:45		11/5/2025
2412	1,3-Dichloropropane	524.2	--	mg/L	0.0005	ND	1	10/27/2025 11:45		11/5/2025
2969	1,4-Dichlorobenzene	524.2	0.075	mg/L	0.0005	ND	1	10/27/2025 11:45		11/5/2025
2416	2,2-Dichloropropane	524.2	--	mg/L	0.0005	ND	1	10/27/2025 11:45		11/5/2025
2965	2-Chlorotoluene	524.2	--	mg/L	0.0005	ND	1	10/27/2025 11:45		11/5/2025
2966	4-Chlorotoluene	524.2	--	mg/L	0.0005	ND	1	10/27/2025 11:45		11/5/2025
2030	4-Isopropyltoluene	524.2	--	mg/L	0.0005	ND	1	10/27/2025 11:45		11/5/2025
2990	Benzene	524.2	0.005	mg/L	0.0005	ND	1	10/27/2025 11:45		11/5/2025
2993	Bromobenzene	524.2	--	mg/L	0.0005	ND	1	10/27/2025 11:45		11/5/2025
2430	Bromochloromethane	524.2	--	mg/L	0.0005	ND	1	10/27/2025 11:45		11/5/2025
2214	Bromomethane	524.2	--	mg/L	0.0005	ND	1	10/27/2025 11:45		11/5/2025
2982	Carbon Tetrachloride	524.2	0.005	mg/L	0.0005	ND	1	10/27/2025 11:45		11/5/2025
2989	Chlorobenzene	524.2	0.1	mg/L	0.0005	ND	1	10/27/2025 11:45		11/5/2025
2216	Chloroethane	524.2	--	mg/L	0.0005	ND	1	10/27/2025 11:45		11/5/2025
2210	Chloromethane	524.2	--	mg/L	0.0005	ND	1	10/27/2025 11:45		11/5/2025
2380	cis-1,2-Dichloroethene	524.2	0.07	mg/L	0.0005	ND	1	10/27/2025 11:45		11/5/2025
2228	cis-1,3-Dichloropropene	524.2	--	mg/L	0.0005	ND	1	10/27/2025 11:45		11/5/2025
2408	Dibromomethane	524.2	--	mg/L	0.0005	ND	1	10/27/2025 11:45		11/5/2025

This report cannot be reproduced, except in full, without the written approval of National Testing Laboratories, Ltd.

# National Testing Laboratories, Ltd

556 South Mansfield, Ypsilanti, MI, 48197-5166  
(440) 449-2525, Fax: (440) 449-8585

## ANALYTICAL REPORTS

**SAMPLE CODE: 486998**

**11/25/2025**

Fed Id #	Contaminant	Method	Standard	Units	LRL	Level Detected	DF	Date/Time Sampled	Date Prepped	Date/Time Analyzed
2212	Dichlorodifluoromethane	524.2	--	mg/L	0.0005	ND	1	10/27/2025 11:45		11/5/2025
2964	Dichloromethane	524.2	0.005	mg/L	0.0005	ND	1	10/27/2025 11:45		11/5/2025
2992	Ethylbenzene	524.2	0.7	mg/L	0.0005	ND	1	10/27/2025 11:45		11/5/2025
2246	Hexachlorobutadiene	524.2	--	mg/L	0.0005	ND	1	10/27/2025 11:45		11/5/2025
2994	Isopropylbenzene	524.2	--	mg/L	0.0005	ND	1	10/27/2025 11:45		11/5/2025
2251	Methyl Tert Butyl Ether	524.2	--	mg/L	0.0005	ND	1	10/27/2025 11:45		11/5/2025
2247	Methyl-Ethyl Ketone	524.2	--	mg/L	0.005	ND	R2 1	10/27/2025 11:45		11/5/2025
2248	Naphthalene	524.2	--	mg/L	0.0005	ND	1	10/27/2025 11:45		11/5/2025
2422	n-Butylbenzene	524.2	--	mg/L	0.0005	ND	1	10/27/2025 11:45		11/5/2025
2997	o-Xylene	524.2	--	mg/L	0.0005	ND	1	10/27/2025 11:45		11/5/2025
2963	p and m-Xylenes	524.2	--	mg/L	0.0010	ND	1	10/27/2025 11:45		11/5/2025
Due to the limitation of EPA Method 524.2, p and m isomers of Xylene are reported as aggregate.										
2998	Propylbenzene	524.2	--	mg/L	0.0005	ND	1	10/27/2025 11:45		11/5/2025
2428	sec-Butylbenzene	524.2	--	mg/L	0.0005	ND	1	10/27/2025 11:45		11/5/2025
2996	Styrene	524.2	0.1	mg/L	0.0005	ND	1	10/27/2025 11:45		11/5/2025
2426	tert-Butylbenzene	524.2	--	mg/L	0.0005	ND	1	10/27/2025 11:45		11/5/2025
2987	Tetrachloroethene	524.2	0.005	mg/L	0.0005	ND	1	10/27/2025 11:45		11/5/2025
2991	Toluene	524.2	1	mg/L	0.0005	ND	1	10/27/2025 11:45		11/5/2025
2979	trans-1,2-Dichloroethene	524.2	0.1	mg/L	0.0005	ND	1	10/27/2025 11:45		11/5/2025
2224	trans-1,3-Dichloropropene	524.2	--	mg/L	0.0005	ND	1	10/27/2025 11:45		11/5/2025
2984	Trichloroethene	524.2	0.005	mg/L	0.0005	ND	1	10/27/2025 11:45		11/5/2025
2218	Trichlorofluoromethane	524.2	--	mg/L	0.0005	ND	1	10/27/2025 11:45		11/5/2025
2904	Trichlorotrifluoroethane	524.2	--	mg/L	0.0005	ND	1	10/27/2025 11:45		11/5/2025
2976	Vinyl Chloride	524.2	0.002	mg/L	0.0005	ND	1	10/27/2025 11:45		11/5/2025
2955	Xylenes (Total)	524.2	10	mg/L	0.0005	ND	1	10/27/2025 11:45		11/5/2025
<b>Organic Analytes - Others</b>										
2414	1,2,3-Trichloropropane	504.1	0.00003	mg/L	0.00001	ND	1	10/27/2025 11:45	10/30/2025	10/30/2025
2931	1,2-Dibromo-3-chloropropane	504.1	0.0002	mg/L	0.00001	ND	1	10/27/2025 11:45	10/30/2025	10/30/2025
2946	1,2-Dibromoethane	504.1	0.00005	mg/L	0.00001	ND	1	10/27/2025 11:45	10/30/2025	10/30/2025
2105	2,4-D	515.4	70	ug/L	0.1	ND	1	10/27/2025 11:45	11/3/2025	11/4/2025
2066	3-Hydroxycarbofuran	531.2	--	ug/L	1.0	ND	1	10/27/2025 11:45		10/29/2025
2047	Aldicarb	531.2	7	ug/L	1.0	ND	1	10/27/2025 11:45		10/29/2025
2044	Aldicarb sulfone	531.2	7	ug/L	1.0	ND	1	10/27/2025 11:45		10/29/2025
2043	Aldicarb sulfoxide	531.2	7	ug/L	1.0	ND	1	10/27/2025 11:45		10/29/2025
2356	Aldrin	505	--	mg/L	0.00007	ND	1	10/27/2025 11:45	10/30/2025	10/30/2025
2625	Bentazon	515.4	--	ug/L	1	ND	1	10/27/2025 11:45	11/3/2025	11/4/2025
2021	Carbaryl	531.2	--	ug/L	1.0	ND	1	10/27/2025 11:45		10/29/2025
2046	Carbofuran	531.2	40	ug/L	1.0	ND	1	10/27/2025 11:45		10/29/2025
2959	Chlordane	505	0.002	mg/L	0.0001	ND	1	10/27/2025 11:45	10/30/2025	10/30/2025
2031	Dalapon	515.4	200	ug/L	1	ND	1	10/27/2025 11:45	11/3/2025	11/4/2025
2440	Dicamba	515.4	--	ug/L	1	ND	1	10/27/2025 11:45	11/3/2025	11/4/2025

This report cannot be reproduced, except in full, without the written approval of National Testing Laboratories, Ltd.

**National Testing Laboratories, Ltd**

556 South Mansfield, Ypsilanti, MI, 48197-5166  
 (440) 449-2525, Fax: (440) 449-8585

**ANALYTICAL REPORTS**

**SAMPLE CODE: 486998**

**11/25/2025**

Fed Id #	Contaminant	Method	Standard	Units	LRL	Level Detected	DF	Date/Time Sampled	Date Prepped	Date/Time Analyzed
2933	Dichloran	505	--	mg/L	0.001	ND	1	10/27/2025 11:45	10/30/2025	10/30/2025
2070	Dieldrin	505	--	mg/L	0.00002	ND	1	10/27/2025 11:45	10/30/2025	10/30/2025
2041	Dinoseb	515.4	7	ug/L	0.2	ND	1	10/27/2025 11:45	11/3/2025	11/4/2025
2032	Diquat	549.2	20	ug/L	0.4	ND	1	10/27/2025 11:45	10/28/2025	10/30/2025
2033	Endothal	548.1	100	ug/L	9	ND	1	10/27/2025 11:45	10/29/2025	10/30/2025
2005	Endrin	505	0.002	mg/L	0.00001	ND	1	10/27/2025 11:45	10/30/2025	10/30/2025
2034	Glyphosate	547	700	ug/L	8	ND	1	10/27/2025 11:45		11/3/2025
2065	Heptachlor	505	0.0004	mg/L	0.00001	ND	1	10/27/2025 11:45	10/30/2025	10/30/2025
2067	Heptachlor Epoxide	505	0.0002	mg/L	0.00001	ND	1	10/27/2025 11:45	10/30/2025	10/30/2025
2274	Hexachlorobenzene	505	0.001	mg/L	0.0001	ND	1	10/27/2025 11:45	10/30/2025	10/30/2025
2042	Hexachlorocyclopentadiene	505	0.05	mg/L	0.0001	ND	1	10/27/2025 11:45	10/30/2025	10/30/2025
2010	Lindane	505	0.0002	mg/L	0.00002	ND	1	10/27/2025 11:45	10/30/2025	10/30/2025
2022	Methomyl	531.2	--	ug/L	1.0	ND	1	10/27/2025 11:45		10/29/2025
2015	Methoxychlor	505	0.04	mg/L	0.0001	ND	1	10/27/2025 11:45	10/30/2025	10/30/2025
2036	Oxamyl	531.2	200	ug/L	1.0	ND	1	10/27/2025 11:45		10/29/2025
2934	Pentachloronitrobenzene	505	--	mg/L	0.0001	ND	1	10/27/2025 11:45	10/30/2025	10/30/2025
2326	Pentachlorophenol	515.4	1	ug/L	0.04	ND	1	10/27/2025 11:45	11/3/2025	11/4/2025
2040	Picloram	515.4	500	ug/L	0.1	ND	1	10/27/2025 11:45	11/3/2025	11/4/2025
2110	Silvex 2,4,5-TP	515.4	50	ug/L	0.2	ND	1	10/27/2025 11:45	11/3/2025	11/4/2025
2383	Total PCBs	505	0.0005	mg/L	0.0005	ND	1	10/27/2025 11:45	10/30/2025	10/30/2025
2910	Total Phenols	420.4	--	mg/L	0.001	ND	R4 1	10/27/2025 11:45		10/29/2025
2020	Toxaphene	505	0.003	mg/L	0.001	ND	1	10/27/2025 11:45	10/30/2025	10/30/2025
2055	Trifluralin	505	--	mg/L	0.001	ND	1	10/27/2025 11:45	10/30/2025	10/30/2025

**Qualifiers:**

- R2: The Laboratory is not licensed for this parameter. The reported result cannot be used for compliance purposes.
- R4: The Laboratory is certified for Phenols by ISO/IEC 17025:2017 and all states that offer it for drinking water.

**National Testing Laboratories, Ltd**

556 South Mansfield, Ypsilanti, MI, 48197-5166  
(440) 449-2525, Fax: (440) 449-8585

**ANALYTICAL REPORTS**

**SAMPLE CODE: 486998**

**11/25/2025**

Fed Id #	Contaminant	Method	Standard	Units	LRL	Level Detected	DF	Date/Time Sampled	Date Prepped	Date/Time Analyzed
----------	-------------	--------	----------	-------	-----	----------------	----	-------------------	--------------	--------------------

Analyst	Tests
ZSC	200.7,2330B,2340B
DMJ	200.8
SP	2320B,2120B,5540C,2150B,150.1,2130B
CF	2540C
SG	300.1,300.0
DHG	4500CI-G,4500CI02D,420.4
SB	524.2 THMs,524.2,531.2,547
BNF	552.2 HAAs,504.1,515.4,505
JF	549.2
JLF	548.1



Christine MacMillan, Technical Director

**National Testing Laboratories, Ltd**

556 South Mansfield, Ypsilanti, MI, 48197-5166  
 (440) 449-2525, Fax: (440) 449-8585

**ANALYTICAL REPORTS**

**SAMPLE CODE: 486999**

**11/25/2025**

**Customer:** Mountain Park Springs  
 Stewart Douglas  
 2835 Lowery St  
 Winston-Salem, NC 27101-6127

**Source:** Abingdon, VA Muni  
**Source Type:** Municipal Water  
**Brand Name:** Mountain Park Distilled  
**Production Code:** 29325  
**Container Size:** 5 Gallon

**Date/Time Received:** 10/22/2025 09:36

**Collected by:** S. Douglas

The results herein conform to TNI and ISO/IEC 17025:2017 standards, where applicable. These results may be used for compliance purposes, as required, unless otherwise narrated in the body of the report. The uncertainty of the test results are available upon request. All Dates and Times are reported as U.S. Eastern Time.

**Legend:**

Any 'Level Detected' marked with an asterisk (\*) indicates that the value has exceeded the EPA Maximum Contaminant Level (MCL) or one of the Standards of Quality.

**"ND"** This contaminant was not detected at or above our lower reporting limit (LRL)

**"NA"** Not Analyzed

**"Standard"** This column indicates either the Maximum Contaminant Level (MCL) for EPA Primary Standards or the guideline values for EPA Secondary Standards.

**"LRL"** This column indicates the Lower Reporting Limit, which is the lowest level that the laboratory can detect a contaminant.

**"DF"** This column indicates the contaminant dilution factor.

**Report Notes:**

Fed Id #	Contaminant	Method	Standard	Units	LRL	Level Detected	DF	Date/Time Sampled	Date Prepped	Date/Time Analyzed
<b>Microbiologicals</b>										
3100	Total Coliform by P/A	9223B	--	P/A	--	--	1	10/27/2025 11:45		10/27/2025 14:23
Total Coliform and E.coli were ABSENT in this sample.										
<b>USP XXIII</b>										
1003	Ammonia (as NH3)	USP XXIII	--	Pass/Fail		Pass	R2 1	10/27/2025 11:45		10/30/2025
1016	Calcium	USP XXIII	--	Pass/Fail		Pass	R2 1	10/27/2025 11:45		10/30/2025
1901	Carbon Dioxide (Free CO2)	USP XXIII	--	Pass/Fail		Pass	R2 1	10/27/2025 11:45		10/30/2025
1017	Chloride	USP XXIII	--	Pass/Fail		Pass	R2 1	10/27/2025 11:45		10/30/2025
	Heavy Metals (USP)	USP XXIII	--	Pass/Fail		Pass	R2 1	10/27/2025 11:45		10/30/2025
	Oxidizables (USP)	USP XXIII	--	Pass/Fail		Pass	R2 1	10/27/2025 11:45		10/30/2025
1925	pH	USP XXIII	--	pH Units		5.9	R2 1	10/27/2025 11:45		10/27/2025 13:55
1055	Sulfate	USP XXIII	--	Pass/Fail		Pass	R2 1	10/27/2025 11:45		10/30/2025
	Total Solids	USP XXIII	10	mg/L	10	ND	R2 1	10/27/2025 11:45		10/28/2025

**Qualifiers:**

R2: The Laboratory is not licensed for this parameter. The reported result cannot be used for compliance purposes.

**National Testing Laboratories, Ltd**

556 South Mansfield, Ypsilanti, MI, 48197-5166  
(440) 449-2525, Fax: (440) 449-8585

**ANALYTICAL REPORTS**

**SAMPLE CODE: 486999**

**11/25/2025**

Fed Id #	Contaminant	Method	Standard	Units	LRL	Level Detected	DF	Date/Time Sampled	Date Prepped	Date/Time Analyzed
----------	-------------	--------	----------	-------	-----	----------------	----	-------------------	--------------	--------------------

*Sarah Buchanan*

Analyst	Tests
GK	9223B
DHG	USP XXIII
SP	USP XXIII
CF	USP XXIII

Sarah Buchanan, Project Manager

*This report cannot be reproduced, except in full, without the written approval of National Testing Laboratories, Ltd.*

**National Testing Laboratories, Ltd**

556 South Mansfield, Ypsilanti, MI, 48197-5166  
 (440) 449-2525, Fax: (440) 449-8585

**ANALYTICAL REPORTS**

**SAMPLE CODE: 486997**

**11/25/2025**

**Customer:** Mountain Park Springs  
 Stewart Douglas  
 2835 Lowery St  
 Winston-Salem, NC 27101-6127

**Source:** Abingdon, VA Muni  
**Source Type:** Municipal Water  
**Brand Name:** Mountain Park Distilled  
**Production Code:** 29325  
**Container Size:** 5 Gallon

**Date/Time Received:** 10/22/2025 09:36

**Collected by:** S. Douglas

The results herein conform to TNI and ISO/IEC 17025:2017 standards, where applicable. These results may be used for compliance purposes, as required, unless otherwise narrated in the body of the report. The uncertainty of the test results are available upon request. All Dates and Times are reported as U.S. Eastern Time.

**Legend:**

Any 'Level Detected' marked with an asterisk (\*) indicates that the value has exceeded the EPA Maximum Contaminant Level (MCL) or one of the Standards of Quality.

**"ND"** This contaminant was not detected at or above our lower reporting limit (LRL)

**"NA"** Not Analyzed

**"Standard"** This column indicates either the Maximum Contaminant Level (MCL) for EPA Primary Standards or the guideline values for EPA Secondary Standards.

**"LRL"** This column indicates the Lower Reporting Limit, which is the lowest level that the laboratory can detect a contaminant.

**"DF"** This column indicates the contaminant dilution factor.

**Report Notes:**

Fed Id #	Contaminant	Method	Standard	Units	LRL	Level Detected	DF	Date/Time Sampled	Date Prepped	Date/Time Analyzed
<b>Microbiologicals</b>										
3114	E. Coli	9223B	1	MPN/100 mL	1	ND	1	10/27/2025 11:45		10/27/2025 17:24
3001	Standard Plate Count	9215B	500	CFU/ml	1	<1	1	10/27/2025 11:45		10/27/2025 17:05
Pour Plate Method, 35°C/48hr. Plate Count Agar										
3000	Total Coliform	9223B	1	MPN/100 mL	1	ND	1	10/27/2025 11:45		10/27/2025 17:24

Analyst	Tests
GK	9223B,9215B



Christine MacMillan, Technical Director

*This report cannot be reproduced, except in full, without the written approval of National Testing Laboratories, Ltd.*

**Report Prepared for:**

National Laboratories  
National Testing Laboratories  
6571 Wilson Mills Road  
Cleveland OH 44143

**REPORT OF  
LABORATORY  
ANALYSIS FOR  
2,3,7,8-TCDD**

**Report Summary:**

Enclosed are analytical results of one drinking water sample analyzed for 2,3,7,8-TCDD content. This sample was analyzed according to Method 1613B by High Resolution Gas Chromatography/High Resolution Mass Spectrometry.

The results reported for this sample and the associated quality control samples were all within the criteria described in Method 1613B. If you have any questions or concerns regarding these results, please contact Joanne Richardson, your Pace Project Manager.


**Pace Project Number:**  
10755066

**Report Prepared Date:**  
November 7, 2025

**Finished Product**

Sample ID: 486998  
Source Name: Abingdon VA Muni  
Source Location: Abingdon VA  
PWS ID: N/A  
Date & Time Opened: N/A  
Opened By:  
Laboratory Sample ID: 10755066001  
Date Sampled: 10/27/2025 @ 11:45  
Date Received: 10/30/2025 @ 10:05

**This report has been reviewed by:**



November 07, 2025

Joanne Richardson, Project Manager  
(612) 607-6453  
(612) 607-6444 (fax)



**Report of Laboratory Analysis**

This report should not be reproduced, except in full, without the written consent of Pace Analytical Services, Inc.

The results relate only to the samples included in this report.



**Pace Analytical Services, LLC**  
1700 Elm Street SE  
Minneapolis, MN 55414  
Phone: 612.607.1700  
Fax: 612.607.6444  
www.pacelabs.com

## Minnesota Laboratory Certifications

Authority	Certificate #	Authority	Certificate #
A2LA	2926.01	Missouri	10100
Alabama	40770	Montana	CERT0092
Alaska-DW	MN00064	Nebraska	NE-OS-18-06
Alaska-UST	17-009	Nevada	MN00064
Arizona	AZ0014	New Hampshire	2081
Arkansas - WW	88-0680	New Jersey	MN002
Arkansas-DW	MN00064	New York	11647
California	2929	North Carolina-DW	27700
Colorado	MN00064	North Carolina-WW	530
Connecticut	PH-0256	North Dakota	R-036
Florida	E87605	Ohio-DW	41244
Georgia	959	Ohio-VAP (1700)	CL101
Idaho	MN00064	Ohio-VAP (1800)	CL110
Illinois	200011	Oklahoma	9507
Indiana	C-MN-01	Oregon-Primary	MN300001
Iowa	368	Oregon-Secondary	MN200001
Kansas	E-10167	Pennsylvania	68-00563
Kentucky-DW	90062	Puerto Rico	MN00064
Kentucky-WW	90062	South Carolina	74003
Louisiana-DEQ	AI-84596	Tennessee	TN02818
Louisiana-DW	MN00064	Texas	T104704192
Maine	MN00064	Utah	MN00064
Maryland	322	Vermont	VT-027053137
Michigan	9909	Virginia	460163
Minnesota	027-053-137	Washington	C486
Minnesota-Ag	via MN 027-053-137	West Virginia-DEP	382
Minnesota-Petrofund	1240	West Virginia-DW	9952C
Mississippi	MN00064	Wisconsin	999407970
		Wyoming-UST	via A2LA 2926.01

## REPORT OF LABORATORY ANALYSIS

This report shall not be reproduced, except in full,  
without the written consent of Pace Analytical Services, LLC.



**Pace Analytical Services, LLC**  
1700 Elm Street, Suite 200  
Minneapolis, MN 55414  
Phone: 612.607.1700  
Fax: 612.607.6444  
www.pacelabs.com

## Reporting Flags

- A = Reporting Limit based on signal to noise (EDL)
- B = Less than 10x higher than method blank level
- C = Result obtained from confirmation analysis
- D = Result obtained from analysis of diluted sample
- E = Exceeds calibration range
- H2 = Extracted outside of holding time
- I = Isotope ratio out of specification
- J = Estimated value
- L = Suppressive interference, analyte may be biased low
- Nn = Value obtained from additional analysis
- P = PCDE Interference
- R = Recovery outside target range
- S = Peak saturated
- U = Analyte not detected
- V = Result verified by confirmation analysis
- X = %D Exceeds limits
- Y = Calculated using average of daily RFs

## REPORT OF LABORATORY ANALYSIS

This report shall not be reproduced, except in full,  
without the written consent of Pace Analytical Services, LLC.



1-800-458-3330

# Beverage - Finished Product

Order Number: 2272983  
 Order Date: 10/15/2025 486998  
 Sample Number:  
 Product: FDABASE GDR

Paid: No Method: Purchase P.O.: Winston-Salem, NC  
 Order

TSR: BJS

Winston-Salem NC 27101-6127

If finished product is submitted in laboratory containers, complete the following information.

Date Opened: \_\_\_/\_\_\_/\_\_\_  
 Time Opened: \_\_\_:\_\_\_  AM  PM  
 Check Time Zone:  PST  MST  CST  EST  
 Other: \_\_\_\_\_

For Laboratory Use ONLY	
Lab Accounting Information:	
Payment \$:	_____
Check #:	_____
Lab Comments/Special Instructions:	
Distilled Product	
State Forms:	
Lab Sample Information:	
Date Received:	RECEIVED OCT 22 2025
Time Received:	:0936
Received By:	AB
Date Opened:	10/27/2025
Time Opened:	11:45
Opened By:	A. Bonnerman
<input checked="" type="checkbox"/> Sample receipt criteria checked & acceptable. <input type="checkbox"/> Deviations from acceptable sample receipt criteria noted on PSA form.	

PWS ID# (if applicable): \_\_\_\_\_

Source Type:  Spring  Well  Municipal  
 Other: \_\_\_\_\_

Source Name: Abingdon VA Muni  
(Source Information is REQUIRED for All Finished Products)

City & State: Abingdon VA  
(If Different than Above)

Product Collected By:   
(Signature)

Product Collected By: Stewart Douglas  
(Please Print)

Brand Name/Product Type: Mountain Park Distilled  
e.g. XYZ Spring Water or XYZ Distilled Water

Container Size: 5 gal

Production Code/Lot Number: 29325

Form Completed By: Stewart Douglas

Additional Comments: \_\_\_\_\_

IF PENNSYLVANIA REPORTING IS REQUIRED AND YOUR PRODUCT IS GREATER THAN 1.77 LITERS, PLEASE PROVIDE THE FOLLOWING:

Penn. PWS ID#: \_\_\_\_\_  
 Location: \_\_\_\_\_

**ENV-FRM-MIN4-0150 v21\_Sample Condition Upon Receipt**

Person Examining & Date: KRM 10/30/25

PROJECT #: **WO#: 10755066**

Client Name: NTL  
 Custody Seal Present:  YES  NO      Seals Intact:  YES  NO  
 PM: JMR      Due Date: 11/13/25  
 CLIENT: NTL

Tracking Number: 12AIV 931 017528 0923       See Exceptions form ENV-FRM-MIN4-0142.  
 Courier:  Client     Commercial     FedEx     Pace Courier/Field     Speedee     UPS     USPS

Packing Material:  Bubble Bags     Bubble Wrap     None     Other: \_\_\_\_\_    Biological Tissue Frozen:  YES  NO  
 Thermometer:  T1 (0461)     T2 (0431)     T3 (0459)     T4 (0402)    Type of Ice:  Blue     Dry     Wet     Melted     None  
 T5 (0187)     T6 (0396)     T7 (0377)     T8 (0775)  
 T9 (0428)     01339252 (0710)      Temp Blank:  YES     NO

NOTE: Temp should be ≤ 5°C, but above freezing.  
 Read Temp w/Temp Blank: 0.1 °C      Did Samples Originate in West Virginia:  YES  NO (list temps on exception)  
 Correction Factor: +0.1      Were All Container Temps Taken:  YES     NO     N/A  
 Corrected Temp w/Temp Blank: 0.2 °C      Average Corrected Temp (No Temp Blank Only): \_\_\_\_\_  
 See Exceptions form ENV-FRM-MIN4-0142.       1 Container

USDA Regulated Soil:  N/A     Water Sample/Other (describe): \_\_\_\_\_  
 Did Samples originate from one of the following states (check maps):  YES     NO      Are samples from a foreign source (international, including Hawaii and Puerto Rico):  YES     NO  
 Circle State: AL, AR, CA, FL, GA, ID, LA, MS, NC, NM, NY, OK, OR, SC, TN, TX, VA  
 NOTE: If YES to either question, fill out a Regulated Soil Checklist (ENV-FRM-MIN4-0154) and include with SCUR/COC paperwork.

LOCATION (check one):	<input type="checkbox"/> DULUTH	<input checked="" type="checkbox"/> MINNEAPOLIS	<input type="checkbox"/> VIRGINIA	YES	NO	N/A	COMMENT(S)
Chain of Custody Present and Filled Out? (i.e., Analysis/ID/Date/Time)	<input checked="" type="checkbox"/>	<input type="checkbox"/>	<input type="checkbox"/>	<input checked="" type="checkbox"/>	<input type="checkbox"/>	<input type="checkbox"/>	1.
Chain of Custody Relinquished?	<input checked="" type="checkbox"/>	<input type="checkbox"/>	<input type="checkbox"/>	<input checked="" type="checkbox"/>	<input type="checkbox"/>	<input type="checkbox"/>	2.
Sampler Name and/or Signature on COC?	<input checked="" type="checkbox"/>	<input type="checkbox"/>	<input type="checkbox"/>	<input checked="" type="checkbox"/>	<input type="checkbox"/>	<input type="checkbox"/>	3.
Samples Arrived within Hold Time?	<input checked="" type="checkbox"/>	<input type="checkbox"/>	<input type="checkbox"/>	<input checked="" type="checkbox"/>	<input type="checkbox"/>	<input type="checkbox"/>	4.
NOTE: < 24 hrs if lab filter is requested for Dissolved LL-Mercury by 1631E.							If Fecal: <input type="checkbox"/> < 8 hrs <input type="checkbox"/> > 8 hr but < 24 hrs <input type="checkbox"/> > 24 hr
Short Hold Time Analysis (<72 hr)?	<input type="checkbox"/>	<input checked="" type="checkbox"/>	<input type="checkbox"/>	<input type="checkbox"/>	<input checked="" type="checkbox"/>	<input type="checkbox"/>	5. <input type="checkbox"/> BOD / cBOD <input type="checkbox"/> Fecal coliform <input type="checkbox"/> Hex Chrom <input type="checkbox"/> HPC <input type="checkbox"/> Nitrate <input type="checkbox"/> Nitrite <input type="checkbox"/> Ortho Phos <input type="checkbox"/> Total coliform/E. coli <input type="checkbox"/> Turbidity <input type="checkbox"/> Other: _____
Rush Turn Around Time Requested?	<input type="checkbox"/>	<input checked="" type="checkbox"/>	<input type="checkbox"/>	<input type="checkbox"/>	<input checked="" type="checkbox"/>	<input type="checkbox"/>	6. <input type="checkbox"/> Same Day <input type="checkbox"/> 1 Day <input type="checkbox"/> 2 Day <input type="checkbox"/> 3 Day <input type="checkbox"/> 5 Day Due Date: _____
Sufficient Sample Volume? (If NO, list approximate volume in section 7.)	<input checked="" type="checkbox"/>	<input type="checkbox"/>	<input type="checkbox"/>	<input checked="" type="checkbox"/>	<input type="checkbox"/>	<input type="checkbox"/>	7.
Correct Containers Used?	<input checked="" type="checkbox"/>	<input type="checkbox"/>	<input type="checkbox"/>	<input checked="" type="checkbox"/>	<input type="checkbox"/>	<input type="checkbox"/>	8.
- Pace Containers Used?	<input checked="" type="checkbox"/>	<input type="checkbox"/>	<input type="checkbox"/>	<input checked="" type="checkbox"/>	<input type="checkbox"/>	<input type="checkbox"/>	
Containers Intact?	<input checked="" type="checkbox"/>	<input type="checkbox"/>	<input type="checkbox"/>	<input checked="" type="checkbox"/>	<input type="checkbox"/>	<input type="checkbox"/>	9.
Field Filtered Volume Received for Dissolved Tests?	<input type="checkbox"/>	<input type="checkbox"/>	<input checked="" type="checkbox"/>	<input type="checkbox"/>	<input type="checkbox"/>	<input checked="" type="checkbox"/>	10.
ID/Date/Time Match? (If NO, fill out section 11.)	<input checked="" type="checkbox"/>	<input type="checkbox"/>	<input type="checkbox"/>	<input checked="" type="checkbox"/>	<input type="checkbox"/>	<input type="checkbox"/>	11.      Is sediment visible in the dissolved container: <input type="checkbox"/> YES <input type="checkbox"/> NO
Matrix: <input type="checkbox"/> Oil <input type="checkbox"/> Soil <input checked="" type="checkbox"/> Water <input type="checkbox"/> Other	<input checked="" type="checkbox"/>	<input type="checkbox"/>	<input type="checkbox"/>	<input checked="" type="checkbox"/>	<input type="checkbox"/>	<input type="checkbox"/>	<input type="checkbox"/> See Exceptions form ENV-FRM-MIN4-0142
All containers needing acid/base preservation have been checked?	<input type="checkbox"/>	<input type="checkbox"/>	<input checked="" type="checkbox"/>	<input type="checkbox"/>	<input type="checkbox"/>	<input checked="" type="checkbox"/>	12.

Sample #: \_\_\_\_\_  
 HNO3     H2SO4     NaOH     Zinc Acetate  
 pH Paper Lot #: \_\_\_\_\_  
 Residual Chlorine     0-6 Roll     0-6 Strip     0-14 Strip  
 Positive for Residual Chlorine (NaOH containers only):  YES     NO

Preserved containers in compliance with EPA recommendations? (HNO3, H2SO4, < 2 pH, NaOH > 9 Sulfide, NaOH > 10 Cyanide)	<input type="checkbox"/>	<input type="checkbox"/>	<input checked="" type="checkbox"/>	<input type="checkbox"/>	<input type="checkbox"/>	<input type="checkbox"/>	<input type="checkbox"/> See Exceptions form ENV-FRM-MIN4-0142
EXCEPTIONS (water only): VOA, Coliform, TOC/DOC, Oil & Grease, Phenols, DRO/8015, Dioxins, and PFAS	<input checked="" type="checkbox"/>	<input type="checkbox"/>	<input type="checkbox"/>	<input type="checkbox"/>	<input type="checkbox"/>	<input type="checkbox"/>	
Extra labels present on soil VOA or WIDRO containers? (soil only)	<input type="checkbox"/>	<input type="checkbox"/>	<input checked="" type="checkbox"/>	<input type="checkbox"/>	<input type="checkbox"/>	<input type="checkbox"/>	13.
Headspace in Methyl Mercury Container?	<input type="checkbox"/>	<input type="checkbox"/>	<input checked="" type="checkbox"/>	<input type="checkbox"/>	<input type="checkbox"/>	<input type="checkbox"/>	14.
Headspace in VOA Vials (greater than 6mm)?	<input type="checkbox"/>	<input type="checkbox"/>	<input checked="" type="checkbox"/>	<input type="checkbox"/>	<input type="checkbox"/>	<input type="checkbox"/>	<input type="checkbox"/> See Exceptions form ENV-FRM-MIN4-0140
Trip Blanks Present?	<input type="checkbox"/>	<input type="checkbox"/>	<input checked="" type="checkbox"/>	<input type="checkbox"/>	<input type="checkbox"/>	<input type="checkbox"/>	15.
Trip Blank Custody Seals Present?	<input type="checkbox"/>	<input type="checkbox"/>	<input checked="" type="checkbox"/>	<input type="checkbox"/>	<input type="checkbox"/>	<input type="checkbox"/>	Pace Trip Blank Lot # (if purchased): _____

CLIENT NOTIFICATION / RESOLUTION: \_\_\_\_\_      Labeled By: KRM      Line: 3

Person Contacted & Date/Time: \_\_\_\_\_      PM Review & Date: James Richardson 10-30-25  
 NOTE: When there is a discrepancy affecting North Carolina compliance samples, a copy of this form will be sent to the North Carolina DEQ Certification Office.





November 19, 2025

Reports  
National Testing Laboratories, Ltd.  
6571 Wilson Mills Road  
Cleveland, OH 44143

RE: Project: 2272983  
Pace Project No.: 30821836

Dear Reports:

Enclosed are the analytical results for sample(s) received by the laboratory on October 29, 2025. The results relate only to the samples included in this report. Results reported herein conform to the applicable TNI/NELAC Standards and the laboratory's Quality Manual, where applicable, unless otherwise noted in the body of the report.

The test results provided in this final report were generated by each of the following laboratories within the Pace Network:

- Pace Analytical Services - Greensburg

If you have any questions concerning this report, please feel free to contact me.

Sincerely,

Carla Cmar  
carla.cmar@pacelabs.com  
(724)850-5600  
Project Manager

Enclosures

cc: NTL Invoice, National Testing Laboratories, Ltd.



## REPORT OF LABORATORY ANALYSIS

This report shall not be reproduced, except in full,  
without the written consent of Pace Analytical Services, LLC.



## CERTIFICATIONS

Project: 2272983  
Pace Project No.: 30821836

---

### Pace Analytical Services Pennsylvania

1638 Roseytown Rd Suites 2,3&4, Greensburg, PA 15601  
ANAB DOD-ELAP Rad Accreditation #: L2417  
ANABISO/IEC 17025:2017 Rad Cert#: L24170  
Alabama Certification #: 41590  
Arizona Certification #: AZ0734  
Arkansas Certification  
California Certification #: 2950  
Colorado Certification #: PA01547  
Connecticut Certification #: PH-0694  
EPA Region 4 DW Rad  
Florida/TNI Certification #: E87683  
Georgia Certification #: C040  
Guam Certification  
Hawaii Certification  
Idaho Certification  
Illinois Certification  
Indiana Certification  
Iowa Certification #: 391  
Kansas Certification #: E-10358  
Kentucky Certification #: KY90133  
KY WW Permit #: KY0098221  
KY WW Permit #: KY0000221  
Louisiana DHH/TNI Certification #: LA010  
Louisiana DEQ/TNI Certification #: 04086  
Maine Certification #: 2023021  
Maryland Certification #: 308  
Massachusetts Certification #: M-PA1457  
Michigan/PADEP Certification #: 9991

Missouri Certification #: 235  
Montana Certification #: Cert0082  
Nebraska Certification #: NE-OS-29-14  
Nevada Certification #: PA014572023-03  
New Hampshire/TNI Certification #: 297622  
New Jersey/TNI Certification #: PA051  
New Mexico Certification #: PA01457  
New York/TNI Certification #: 10888  
North Carolina Certification #: 42706  
North Dakota Certification #: R-190  
Ohio EPA Rad Approval: #41249  
Oregon/TNI Certification #: PA200002-015  
Pennsylvania/TNI Certification #: 65-00282  
Puerto Rico Certification #: PA01457  
Rhode Island Certification #: 65-00282  
South Dakota Certification  
Tennessee Certification #: TN02867  
Texas/TNI Certification #: T104704188-22-18  
Utah/TNI Certification #: PA014572223-14  
USDA Soil Permit #: 525-23-67-77263  
Vermont Dept. of Health. ID# VT-0282  
Virgin Island/PADEP Certification  
Virginia/VELAP Certification #: 460198  
Washington Certification #: C868  
West Virginia DEP Certification #: 143  
West Virginia DHHR Certification #: 9964C  
Wisconsin Approve List for Rad

---

## REPORT OF LABORATORY ANALYSIS


This report shall not be reproduced, except in full,  
without the written consent of Pace Analytical Services, LLC.



### SAMPLE SUMMARY

Project: 2272983  
Pace Project No.: 30821836

Lab ID	Sample ID	Matrix	Date Collected	Date Received
30821836001	486998	Drinking Water	10/27/25 11:45	10/29/25 10:05



### REPORT OF LABORATORY ANALYSIS

This report shall not be reproduced, except in full,  
without the written consent of Pace Analytical Services, LLC.



### SAMPLE ANALYTE COUNT

Project: 2272983  
Pace Project No.: 30821836

Lab ID	Sample ID	Method	Analysts	Analytes Reported	Laboratory
30821836001	486998	EPA 900.0	REH1	2	PASI-PA
		EPA 903.1	TMY	1	PASI-PA
		EPA 904.0	VAL	1	PASI-PA
		Total Radium Calculation	JAL	1	PASI-PA

PASI-PA = Pace Analytical Services - Greensburg

### REPORT OF LABORATORY ANALYSIS

This report shall not be reproduced, except in full,  
without the written consent of Pace Analytical Services, LLC.



## PROJECT NARRATIVE

Project: 2272983  
Pace Project No.: 30821836

---

**Method:** EPA 900.0  
**Description:** 900.0 Gross Alpha/Beta  
**Client:** National Testing Laboratories, Ltd.  
**Date:** November 19, 2025

**General Information:**

1 sample was analyzed for EPA 900.0 by Pace Analytical Services Greensburg. All samples were received in acceptable condition with any exceptions noted below or on the chain-of custody and/or the sample condition upon receipt form (SCUR) attached at the end of this report.

**Hold Time:**

The samples were analyzed within the method required hold times with any exceptions noted below.

**Method Blank:**

All analytes were below the report limit in the method blank, where applicable, with any exceptions noted below.

**Laboratory Control Spike:**

All laboratory control spike compounds were within QC limits with any exceptions noted below.

**Matrix Spikes:**

All percent recoveries and relative percent differences (RPDs) were within acceptance criteria with any exceptions noted below.

**Additional Comments:**

## REPORT OF LABORATORY ANALYSIS

This report shall not be reproduced, except in full,  
without the written consent of Pace Analytical Services, LLC.



## PROJECT NARRATIVE

Project: 2272983  
Pace Project No.: 30821836

---

**Method:** EPA 903.1  
**Description:** 903.1 Radium 226, DW  
**Client:** National Testing Laboratories, Ltd.  
**Date:** November 19, 2025

**General Information:**

1 sample was analyzed for EPA 903.1 by Pace Analytical Services Greensburg. All samples were received in acceptable condition with any exceptions noted below or on the chain-of custody and/or the sample condition upon receipt form (SCUR) attached at the end of this report.

**Hold Time:**

The samples were analyzed within the method required hold times with any exceptions noted below.

**Method Blank:**

All analytes were below the report limit in the method blank, where applicable, with any exceptions noted below.

**Laboratory Control Spike:**

All laboratory control spike compounds were within QC limits with any exceptions noted below.

**Matrix Spikes:**

All percent recoveries and relative percent differences (RPDs) were within acceptance criteria with any exceptions noted below.

**Additional Comments:**

## REPORT OF LABORATORY ANALYSIS

This report shall not be reproduced, except in full,  
without the written consent of Pace Analytical Services, LLC.



## PROJECT NARRATIVE

Project: 2272983  
Pace Project No.: 30821836

---

**Method:** EPA 904.0  
**Description:** 904.0 Radium 228, DW  
**Client:** National Testing Laboratories, Ltd.  
**Date:** November 19, 2025

**General Information:**

1 sample was analyzed for EPA 904.0 by Pace Analytical Services Greensburg. All samples were received in acceptable condition with any exceptions noted below or on the chain-of custody and/or the sample condition upon receipt form (SCUR) attached at the end of this report.

**Hold Time:**

The samples were analyzed within the method required hold times with any exceptions noted below.

**Method Blank:**

All analytes were below the report limit in the method blank, where applicable, with any exceptions noted below.

**Laboratory Control Spike:**

All laboratory control spike compounds were within QC limits with any exceptions noted below.

**Matrix Spikes:**

All percent recoveries and relative percent differences (RPDs) were within acceptance criteria with any exceptions noted below.

**Additional Comments:**

## REPORT OF LABORATORY ANALYSIS

This report shall not be reproduced, except in full,  
without the written consent of Pace Analytical Services, LLC.



## PROJECT NARRATIVE

Project: 2272983  
Pace Project No.: 30821836

---

**Method:** Total Radium Calculation  
**Description:** Total Radium 228+226  
**Client:** National Testing Laboratories, Ltd.  
**Date:** November 19, 2025

**General Information:**

1 sample was analyzed for Total Radium Calculation by Pace Analytical Services Greensburg. All samples were received in acceptable condition with any exceptions noted below or on the chain-of custody and/or the sample condition upon receipt form (SCUR) attached at the end of this report.

**Hold Time:**

The samples were analyzed within the method required hold times with any exceptions noted below.

**Method Blank:**

All analytes were below the report limit in the method blank, where applicable, with any exceptions noted below.

**Laboratory Control Spike:**

All laboratory control spike compounds were within QC limits with any exceptions noted below.

**Matrix Spikes:**

All percent recoveries and relative percent differences (RPDs) were within acceptance criteria with any exceptions noted below.

**Additional Comments:**

This data package has been reviewed for quality and completeness and is approved for release.

## REPORT OF LABORATORY ANALYSIS

This report shall not be reproduced, except in full,  
without the written consent of Pace Analytical Services, LLC.



**ANALYTICAL RESULTS - RADIOCHEMISTRY**

Project: 2272983  
 Pace Project No.: 30821836

Sample: 486998 Lab ID: 30821836001 Collected: 10/27/25 11:45 Received: 10/29/25 10:05 Matrix: Drinking Water  
 PWS: Site ID: Sample Type:

- Comments:
- FINISHED PRODUCT, Abingdon, VA Muni, Abingdon, VA
  - Mountain Park Distilled, Prod. code: 29325, Cont. size: 5 Gallon
  - sample opened 10/27/25 @ 11:45 by AB
  - The sampler's name and signature were not listed on the COC.
  - Sample collection dates and times were not present on the sample containers.
  - Upon receipt at the laboratory, 2.5 mls of nitric acid were added to the sample to meet the sample preservation requirement of pH <2 for radiochemistry analysis, where the method requires preservation, in drinking water.
  - The samples were preserved pH <2 within the required 5 days of collection (EPA 815-R-05-004).

Parameters	Method	Act ± Unc (MDC) Carr Trac	Units	Analyzed	CAS No.	Qual
Pace Analytical Services - Greensburg						
Gross Alpha	EPA 900.0	-1.37 ± 0.498 (2.48) C:NA T:NA	pCi/L	11/17/25 08:16	12587-46-1	
Gross Beta	EPA 900.0	0.632 ± 0.700 (1.61) C:NA T:NA	pCi/L	11/17/25 08:16	12587-47-2	
Pace Analytical Services - Greensburg						
Radium-226	EPA 903.1	0.111 ± 0.378 (0.730) C:NA T:90%	pCi/L	11/19/25 15:02	13982-63-3	
Pace Analytical Services - Greensburg						
Radium-228	EPA 904.0	0.323 ± 0.393 (0.841) C:81% T:75%	pCi/L	11/17/25 11:49	15262-20-1	
Pace Analytical Services - Greensburg						
Total Radium	Total Radium Calculation	0.434 ± 0.771 (1.57)	pCi/L	11/19/25 16:01	7440-14-4	

**REPORT OF LABORATORY ANALYSIS**

This report shall not be reproduced, except in full,  
 without the written consent of Pace Analytical Services, LLC.



### QUALITY CONTROL - RADIOCHEMISTRY

Project: 2272983  
Pace Project No.: 30821836

---

QC Batch: 781309	Analysis Method: EPA 904.0
QC Batch Method: EPA 904.0	Analysis Description: 904.0 Radium 228, DW
	Laboratory: Pace Analytical Services - Greensburg

Associated Lab Samples: 30821836001

---

METHOD BLANK: 3810481 Matrix: Drinking Water

Associated Lab Samples: 30821836001

Parameter	Act ± Unc (MDC) Carr Trac	Units	Analyzed	Qualifiers
Radium-228	0.295 ± 0.351 (0.745) C:70% T:83%	pCi/L	11/13/25 14:36	

Results presented on this page are in the units indicated by the "Units" column except where an alternate unit is presented to the right of the result.

### REPORT OF LABORATORY ANALYSIS

This report shall not be reproduced, except in full,  
without the written consent of Pace Analytical Services, LLC.



**QUALITY CONTROL - RADIOCHEMISTRY**

Project: 2272983  
 Pace Project No.: 30821836

---

QC Batch: 781020	Analysis Method: EPA 900.0
QC Batch Method: EPA 900.0	Analysis Description: 900.0 Gross Alpha/Beta
	Laboratory: Pace Analytical Services - Greensburg

Associated Lab Samples: 30821836001

---

METHOD BLANK: 3809017 Matrix: Drinking Water

Associated Lab Samples: 30821836001

Parameter	Act ± Unc (MDC) Carr Trac	Units	Analyzed	Qualifiers
Gross Alpha	-0.986 ± 0.503 (2.09) C:NA T:NA	pCi/L	11/17/25 08:04	
Gross Beta	0.264 ± 0.672 (1.65) C:NA T:NA	pCi/L	11/17/25 08:04	

Results presented on this page are in the units indicated by the "Units" column except where an alternate unit is presented to the right of the result.

**REPORT OF LABORATORY ANALYSIS**

This report shall not be reproduced, except in full,  
 without the written consent of Pace Analytical Services, LLC.



**QUALITY CONTROL - RADIOCHEMISTRY**

Project: 2272983  
 Pace Project No.: 30821836

QC Batch: 781308	Analysis Method: EPA 903.1
QC Batch Method: EPA 903.1	Analysis Description: 903.1 Radium-226, DW
	Laboratory: Pace Analytical Services - Greensburg

Associated Lab Samples: 30821836001

METHOD BLANK: 3810480 Matrix: Drinking Water

Associated Lab Samples: 30821836001

Parameter	Act ± Unc (MDC) Carr Trac	Units	Analyzed	Qualifiers
Radium-226	0.129 ± 0.222 (0.398) C:NA T:89%	pCi/L	11/19/25 14:51	

Results presented on this page are in the units indicated by the "Units" column except where an alternate unit is presented to the right of the result.

**REPORT OF LABORATORY ANALYSIS**

This report shall not be reproduced, except in full,  
 without the written consent of Pace Analytical Services, LLC.



## QUALIFIERS

Project: 2272983  
Pace Project No.: 30821836

### DEFINITIONS

DF - Dilution Factor, if reported, represents the factor applied to the reported data due to dilution of the sample aliquot.

ND - Not Detected at or above adjusted reporting limit.

TNTC - Too Numerous To Count

J - Estimated concentration above the adjusted method detection limit and below the adjusted reporting limit.

MDL - Adjusted Method Detection Limit.

PQL - Practical Quantitation Limit.

RL - Reporting Limit - The lowest concentration value that meets project requirements for quantitative data with known precision and bias for a specific analyte in a specific matrix.

S - Surrogate

1,2-Diphenylhydrazine decomposes to and cannot be separated from Azobenzene using Method 8270. The result for each analyte is a combined concentration.

Consistent with EPA guidelines, unrounded data are displayed and have been used to calculate % recovery and RPD values.

LCS(D) - Laboratory Control Sample (Duplicate)

MS(D) - Matrix Spike (Duplicate)

DUP - Sample Duplicate

RPD - Relative Percent Difference

NC - Not Calculable.

SG - Silica Gel - Clean-Up

U - Indicates the compound was analyzed for, but not detected.

N-Nitrosodiphenylamine decomposes and cannot be separated from Diphenylamine using Method 8270. The result reported for each analyte is a combined concentration.

Reported results are not rounded until the final step prior to reporting. Therefore, calculated parameters that are typically reported as "Total" may vary slightly from the sum of the reported component parameters.

Act - Activity

Unc - Uncertainty: For Safe Drinking Water Act (SDWA) analyses, the reported Unc. is the calculated Count Uncertainty (95% confidence interval) using a coverage factor of 1.96. For all other matrices (non-SDWA), the reported Unc. is the calculated Expanded Uncertainty (aka Combined Standard Uncertainty, CSU), reported at the 95% confidence interval using a coverage factor of 1.96.

Gamma Spec: The Unc. reported for all gamma-spectroscopy analyses (EPA 901.1), is the calculated Expanded Uncertainty (CSU) at the 95.4% confidence interval, using a coverage factor of 2.0.

(MDC) - Minimum Detectable Concentration

Trac - Tracer Recovery (%)

Carr - Carrier Recovery (%)

Pace Analytical is TNI accredited. Contact your Pace PM for the current list of accredited analytes.

TNI - The NELAC Institute.

## REPORT OF LABORATORY ANALYSIS

This report shall not be reproduced, except in full,  
without the written consent of Pace Analytical Services, LLC.



### QUALITY CONTROL DATA CROSS REFERENCE TABLE

Project: 2272983  
Pace Project No.: 30821836

Lab ID	Sample ID	QC Batch Method	QC Batch	Analytical Method	Analytical Batch
30821836001	486998	EPA 900.0	781020		
30821836001	486998	EPA 903.1	781308		
30821836001	486998	EPA 904.0	781309		
30821836001	486998	Total Radium Calculation	785034		

### REPORT OF LABORATORY ANALYSIS

This report shall not be reproduced, except in full,  
without the written consent of Pace Analytical Services, LLC.



1-800-458-3330

# Beverage - Finished Product

Order Number: 2272983  
 Order Date: 10/15/2025 486998  
 Sample Number:  
 Product: FDATABASE GDR  
 Paid: No Method: Purchase P.O.: Winston-Salem, NC  
 Order  
 TSR: BJS

**WO#: 30821836**

PH: CMC  
 CLIENT: NTL

Due Date: 11/19/25

Winston-Salem

NC 27101-6127

If finished product is submitted in laboratory containers, complete the following information.

Date Opened: \_\_\_/\_\_\_/\_\_\_

Time Opened: \_\_\_:\_\_\_:\_\_\_  AM  PM

Check Time Zone:  PST  MST  CST  EST  
 Other: \_\_\_\_\_

PWS ID# (If applicable): \_\_\_\_\_

Source Type:  Spring  Well  Municipal  
 Other: \_\_\_\_\_

Source Name: Abingdon VA Muni  
(Source information is REQUIRED for All Finished Products)

City & State: Abingdon VA  
(If Different than Above)

Product Collected By: [Signature]  
(Signature)

Product Collected By: Stewart Douglas  
(Please Print)

Brand Name/Product Type: Mountain Park Distilled  
e.g. XYZ Spring Water or XYZ Distilled Water

Container Size: Seal

Production Code/Lot Number: 29325

Form Completed By: Stewart Douglas

Additional Comments:

**For Laboratory Use ONLY**

Lab Accounting Information:

Payment \$: \_\_\_\_\_

Check #: \_\_\_\_\_

Lab Comments/Special Instructions:

Distilled Product

*Kads*

State Forms:

Lab Sample Information:

Date Received: RECEIVED OCT 22 2025

Time Received: :0936

Received By: AB

Date Opened: 10/27/2025

Time Opened: 11:45

Opened By: A. Boone mui

Sample receipt criteria checked & acceptable.

Deviations from acceptable sample receipt criteria noted on PSA form.

IF PENNSYLVANIA REPORTING IS REQUIRED AND YOUR PRODUCT IS GREATER THAN 1.77 LITERS, PLEASE PROVIDE THE FOLLOWING:

Penn. PWS ID#: \_\_\_\_\_

Location: \_\_\_\_\_



DC# Title: ENV-FRM-GBUR-0088 v09\_Sample C  
Greensburg

Work Order Receipt  
WO#: 30821836

Effective Date: 06/24/2025

PM: CMC Due Date: 11/19/25  
CLIENT: NTL

Client Name: NTL Project

Courier:  Fed Ex  UPS  USPS  Client  Commercial  Pace  Other  
Tracking Number: 1Z AU 931 01 73704700

Initial / Date

Examined By: ps 10/29/25

Custody Seal on Cooler/Box Present:  Yes  No Seals Intact:  Yes  No  
Therm. Used: \_\_\_\_\_ Type of Ice: Wet Blue None

Labeled By: ps 10/29/25  
Tempered By: \_\_\_\_\_

Cooler Temp: \_\_\_\_\_ Observed Temp \_\_\_\_\_ °C Correction Factor: \_\_\_\_\_ °C Final Temp: \_\_\_\_\_ °C  
Temp should be above freezing to 6°C

pH paper Lot# 10043241 D.P.D. Residual Chlorine Lot # \_\_\_\_\_

Comments:	Yes	No	NA	
Chain of Custody Present	/			1.
Chain of Custody Filled Out: -Were client corrections present on COC	/			2.
Chain of Custody Relinquished	/			3.
Sampler Name & Signature on COC:		/		4.
Sample Labels match COC: -Includes date/time/ID Matrix:		/		5.
			<u>DW</u>	<u>No date / time on bottles</u>
Samples Arrived within Hold Time:	/			6.
Short Hold Time Analysis (<72hr remaining):		/		7.
Rush Turn Around Time Requested:		/		8.
Sufficient Volume:	/			9.
Correct Containers Used: -Pace Containers Used	/			10.
Containers Intact:	/			11.
Orthophosphate field filtered:			/	12.
Hex Cr Aqueous samples field filtered:			/	13.
Organic Samples checked for dechlorination			/	14.
Filtered volume received for dissolved tests: Cr6+, Orthophosphate, DOC, Metals			/	15.
All containers checked for preservation: exceptions: VOA, coliform, TOC, O&G, TOX, LL Hg, Radon, non-aqueous matrix	/			16.
All containers meet method preservation requirements:		/		Initial when completed <u>B</u> Date/Time of Preservation <u>10/29/25</u> Lot# of added Preservative <u>30223270</u> <u>1405</u>
8260C/D: Headspace in VOA Vials (> 6mm)			/	17.
624.1: Headspace in VOA Vials (0mm)			/	18.
Radon: Headspace in RAD Vials (0mm)			/	19.
Trip Blank Present:			/	Trip blank custody seal present? YES or NO
Rad Samples Screened <.05 mrem/hr.	/			Initial when completed <u>PS</u> Date: <u>10/29/25</u> Survey Meter SN: <u>25014380</u>
Comments:				

Note: For NC compliance samples with discrepancies, a copy of this form must be sent to the DEHNR Certification office. PM Review is documented electronically in LIMS through the SRF Review schedule in the Workorder Edit Screen.



November 12, 2025

Stephen Tischler  
National Testing Laboratories, LTD  
6571 Wilson Mills Road  
Suite 102  
Cleveland, OH 44143

RE: Project: 2272983  
Pace Project No.: 35993602

Dear Stephen Tischler:

Enclosed are the analytical results for sample(s) received by the laboratory on October 29, 2025. The results relate only to the samples included in this report. Results reported herein conform to the applicable TNI/NELAC Standards and the laboratory's Quality Manual, where applicable, unless otherwise noted in the body of the report.

The test results provided in this final report were generated by each of the following laboratories within the Pace Network:

- Pace Analytical Services - Ormond Beach

If you have any questions concerning this report, please feel free to contact me.

Sincerely,

Rebecca Selph  
rebecca.selph@pacelabs.com  
(386)672-5668  
Project Manager

Enclosures



## REPORT OF LABORATORY ANALYSIS

This report shall not be reproduced, except in full,  
without the written consent of Pace Analytical Services, LLC.



## CERTIFICATIONS

Project: 2272983  
Pace Project No.: 35993602

### Pace Analytical Services Ormond Beach

8 East Tower Circle, Ormond Beach, FL 32174  
Alaska DEC- CS/UST/LUST  
Alabama Certification #: 41320  
California Certification# 3096  
Colorado Certification: FL NELAC Reciprocity  
Connecticut Certification #: PH-0216  
Delaware Certification: FL NELAC Reciprocity  
DoD-ANAB #:ADE-3199  
Florida Certification #: E83079  
Georgia Certification #: 955  
Guam Certification: FL NELAC Reciprocity  
Hawaii Certification: FL NELAC Reciprocity  
Illinois Certification #: 200068  
Indiana Certification: FL NELAC Reciprocity  
Kansas Certification #: E-10383  
Kentucky Certification #: 90050  
Louisiana Certification #: FL NELAC Reciprocity  
Louisiana Environmental Certificate #: 05007  
Maine Certification #: FL01264  
Maryland Certification: #346  
Massachusetts Certification #: M-FL1264  
Michigan Certification #: 9911  
Mississippi Certification: FL NELAC Reciprocity  
Missouri Certification #: 236

Montana Certification #: Cert 0074  
Nebraska Certification: NE-OS-28-14  
Nevada Certification: FL NELAC Reciprocity  
New Hampshire Certification #: 2958  
New Jersey Certification #: FL022  
New York Certification #: 11608  
North Carolina Environmental Certificate #. 667  
North Carolina Certification #: 12710  
North Dakota Certification #: R-216  
Ohio DEP 87780  
Oklahoma Certification #: D9947  
Pennsylvania Certification #: 68-00547  
Puerto Rico Certification #: FL01264  
South Carolina Certification: #96042001  
Tennessee Certification #: TN02974  
Texas Certification: FL NELAC Reciprocity  
US Virgin Islands Certification: FL NELAC Reciprocity  
Utah FL NELAC Reciprocity  
Utah  
Virginia Environmental Certification #: 460165  
Washington Certification #: C955  
West Virginia Certification #: 9962C  
Wisconsin Certification #: 399079670  
Wyoming (EPA Region 8): FL NELAC Reciprocity

## REPORT OF LABORATORY ANALYSIS


This report shall not be reproduced, except in full,  
without the written consent of Pace Analytical Services, LLC.



### SAMPLE SUMMARY

Project: 2272983  
Pace Project No.: 35993602

Lab ID	Sample ID	Matrix	Date Collected	Date Received
35993602001	486998	Drinking Water	10/27/25 11:45	10/29/25 09:40



### REPORT OF LABORATORY ANALYSIS

This report shall not be reproduced, except in full,  
without the written consent of Pace Analytical Services, LLC.



### SAMPLE ANALYTE COUNT

Project: 2272983  
Pace Project No.: 35993602

Lab ID	Sample ID	Method	Analysts	Analytes Reported	Laboratory
35993602001	486998	EPA 525.3	TXC	14	PASI-O

PASI-O = Pace Analytical Services - Ormond Beach

### REPORT OF LABORATORY ANALYSIS

This report shall not be reproduced, except in full,  
without the written consent of Pace Analytical Services, LLC.



**ANALYTICAL RESULTS**

Project: 2272983  
 Pace Project No.: 35993602

Sample: 486998 Lab ID: 35993602001 Collected: 10/27/25 11:45 Received: 10/29/25 09:40 Matrix: Drinking Water

Parameters	Results	Units	PQL	MDL	DF	Prepared	Analyzed	CAS No.	Qual
<b>525.3 Pesticides Semivolatiles</b>									
Analytical Method: EPA 525.3 Preparation Method: EPA 525.3									
Pace Analytical Services - Ormond Beach									
Alachlor	0.029 U	ug/L	0.19	0.029	1	11/09/25 16:59	11/11/25 18:55	15972-60-8	
Atrazine	0.014 U	ug/L	0.095	0.014	1	11/09/25 16:59	11/11/25 18:55	1912-24-9	
Benzo(a)pyrene	0.019 U	ug/L	0.095	0.019	1	11/09/25 16:59	11/11/25 18:55	50-32-8	
Butachlor	0.020 U	ug/L	0.095	0.020	1	11/09/25 16:59	11/11/25 18:55	23184-66-9	
bis(2-Ethylhexyl)adipate	0.35 U	ug/L	1.4	0.35	1	11/09/25 16:59	11/11/25 18:55	103-23-1	
bis(2-Ethylhexyl)phthalate	0.46 U	ug/L	1.9	0.46	1	11/09/25 16:59	11/11/25 18:55	117-81-7	
Metolachlor	0.034 U	ug/L	0.095	0.034	1	11/09/25 16:59	11/11/25 18:55	51218-45-2	
Metribuzin	0.12 U	ug/L	0.29	0.12	1	11/09/25 16:59	11/11/25 18:55	21087-64-9	
Molinate	0.38 U	ug/L	1.9	0.38	1	11/09/25 16:59	11/11/25 18:55	2212-67-1	
Propachlor	0.017 U	ug/L	0.095	0.017	1	11/09/25 16:59	11/11/25 18:55	1918-16-7	
Simazine	0.039 U	ug/L	0.17	0.039	1	11/09/25 16:59	11/11/25 18:55	122-34-9	
<b>Surrogates</b>									
1,3-Dimethyl-2-nitrobenzene(S)	82	%	70-130		1	11/09/25 16:59	11/11/25 18:55	81209	
Benzo(a)pyrene-d12 (S)	88	%	70-130		1	11/09/25 16:59	11/11/25 18:55		
Triphenylphosphate (S)	120	%	70-130		1	11/09/25 16:59	11/11/25 18:55	115-86-6	

**REPORT OF LABORATORY ANALYSIS**

This report shall not be reproduced, except in full,  
 without the written consent of Pace Analytical Services, LLC.



**QUALITY CONTROL DATA**

Project: 2272983  
 Pace Project No.: 35993602

QC Batch: 1143518 Analysis Method: EPA 525.3  
 QC Batch Method: EPA 525.3 Analysis Description: 525.3 Pesticides Semivolatiles  
 Laboratory: Pace Analytical Services - Ormond Beach

Associated Lab Samples: 35993602001

METHOD BLANK: 6267831 Matrix: Water  
 Associated Lab Samples: 35993602001

Parameter	Units	Blank Result	Reporting Limit	MDL	Analyzed	Qualifiers
Alachlor	ug/L	0.030 U	0.20	0.030	11/11/25 13:17	
Atrazine	ug/L	0.015 U	0.10	0.015	11/11/25 13:17	
Benzo(a)pyrene	ug/L	0.020 U	0.10	0.020	11/11/25 13:17	
bis(2-Ethylhexyl)adipate	ug/L	0.37 U	1.5	0.37	11/11/25 13:17	
bis(2-Ethylhexyl)phthalate	ug/L	0.48 U	2.0	0.48	11/11/25 13:17	
Butachlor	ug/L	0.021 U	0.10	0.021	11/11/25 13:17	
Metolachlor	ug/L	0.036 U	0.10	0.036	11/11/25 13:17	
Metribuzin	ug/L	0.13 U	0.30	0.13	11/11/25 13:17	
Molinate	ug/L	0.40 U	2.0	0.40	11/11/25 13:17	
Propachlor	ug/L	0.018 U	0.10	0.018	11/11/25 13:17	
Simazine	ug/L	0.041 U	0.18	0.041	11/11/25 13:17	
1,3-Dimethyl-2-nitrobenzene(S)	%	83	70-130		11/11/25 13:17	
Benzo(a)pyrene-d12 (S)	%	86	70-130		11/11/25 13:17	
Triphenylphosphate (S)	%	116	70-130		11/11/25 13:17	

LABORATORY CONTROL SAMPLE: 6267832

Parameter	Units	Spike Conc.	LCS Result	LCS % Rec	% Rec Limits	Qualifiers
Alachlor	ug/L	1.6	1.5	95	70-130	
Atrazine	ug/L	0.8	0.74	93	70-130	
Benzo(a)pyrene	ug/L	0.8	0.69	86	70-130	
bis(2-Ethylhexyl)adipate	ug/L	12	12.3	103	70-130	
bis(2-Ethylhexyl)phthalate	ug/L	16	17.3	108	70-130	
Butachlor	ug/L	0.8	0.77	96	70-130	
Metolachlor	ug/L	0.8	0.75	94	70-130	
Metribuzin	ug/L	2.4	2.3	94	70-130	
Molinate	ug/L	16	14.1	88	70-130	
Propachlor	ug/L	0.8	0.62	78	70-130	
Simazine	ug/L	1.4	1.3	90	70-130	
1,3-Dimethyl-2-nitrobenzene(S)	%			78	70-130	
Benzo(a)pyrene-d12 (S)	%			88	70-130	
Triphenylphosphate (S)	%			114	70-130	

LABORATORY CONTROL SAMPLE: 6267833

Parameter	Units	Spike Conc.	LCS Result	LCS % Rec	% Rec Limits	Qualifiers
Alachlor	ug/L	0.2	0.18 I	92	50-150	

Results presented on this page are in the units indicated by the "Units" column except where an alternate unit is presented to the right of the result.

**REPORT OF LABORATORY ANALYSIS**

This report shall not be reproduced, except in full,  
 without the written consent of Pace Analytical Services, LLC.



**QUALITY CONTROL DATA**

Project: 2272983  
 Pace Project No.: 35993602

LABORATORY CONTROL SAMPLE: 6267833

Parameter	Units	Spike Conc.	LCS Result	LCS % Rec	% Rec Limits	Qualifiers
Atrazine	ug/L	0.1	0.089 I	89	50-150	
Benzo(a)pyrene	ug/L	0.1	0.080 I	80	50-150	
bis(2-Ethylhexyl)adipate	ug/L	1.5	1.4 I	96	50-150	
bis(2-Ethylhexyl)phthalate	ug/L	2	2.1	106	50-150	
Butachlor	ug/L	0.1	0.090 I	90	50-150	
Metolachlor	ug/L	0.1	0.092 I	92	50-150	
Metribuzin	ug/L	0.3	0.27 I	91	50-150	
Molinate	ug/L	2	1.9 I	93	50-150	
Propachlor	ug/L	0.1	0.084 I	84	50-150	
Simazine	ug/L	0.18	0.15 I	87	50-150	
1,3-Dimethyl-2-nitrobenzene(S)	%			84	70-130	
Benzo(a)pyrene-d12 (S)	%			88	70-130	
Triphenylphosphate (S)	%			116	70-130	

MATRIX SPIKE SAMPLE: 6267834

Parameter	Units	35995392001 Result	Spike Conc.	MS Result	MS % Rec	% Rec Limits	Qualifiers
Alachlor	ug/L	0.029 U	1.6	1.6	102	70-130	
Atrazine	ug/L	0.014 U	0.78	0.72	92	70-130	
Benzo(a)pyrene	ug/L	0.019 U	0.78	0.69	88	70-130	
bis(2-Ethylhexyl)adipate	ug/L	0.35 U	11.7	11.4	98	70-130	
bis(2-Ethylhexyl)phthalate	ug/L	0.46 U	15.6	16.5	105	70-130	
Butachlor	ug/L	0.020 U	0.78	0.80	103	70-130	
Metolachlor	ug/L	0.034 U	0.78	0.81	104	70-130	
Metribuzin	ug/L	0.12 U	2.3	2.3	97	70-130	
Molinate	ug/L	0.38 U	15.6	14.8	95	70-130	
Propachlor	ug/L	0.017 U	0.78	0.73	93	70-130	
Simazine	ug/L	0.039 U	1.4	1.2	90	70-130	
1,3-Dimethyl-2-nitrobenzene(S)	%				82	70-130	
Benzo(a)pyrene-d12 (S)	%				91	70-130	
Triphenylphosphate (S)	%				125	70-130	

SAMPLE DUPLICATE: 6267835

Parameter	Units	35994376001 Result	Dup Result	RPD	Max RPD	Qualifiers
Alachlor	ug/L	0.029 U	0.029 U		30	
Atrazine	ug/L	0.015 U	0.014 U		30	
Benzo(a)pyrene	ug/L	0.019 U	0.019 U		30	
bis(2-Ethylhexyl)adipate	ug/L	0.36 U	0.36 U		30	
bis(2-Ethylhexyl)phthalate	ug/L	0.47 U	0.46 U		30	
Butachlor	ug/L	0.020 U	0.020 U		30	
Metolachlor	ug/L	0.035 U	0.035 U		30	
Metribuzin	ug/L	0.13 U	0.13 U		30	
Molinate	ug/L	0.39 U	0.39 U		30	

Results presented on this page are in the units indicated by the "Units" column except where an alternate unit is presented to the right of the result.

**REPORT OF LABORATORY ANALYSIS**

This report shall not be reproduced, except in full,  
 without the written consent of Pace Analytical Services, LLC.



**QUALITY CONTROL DATA**

Project: 2272983  
Pace Project No.: 35993602

SAMPLE DUPLICATE: 6267835

Parameter	Units	35994376001 Result	Dup Result	RPD	Max RPD	Qualifiers
Propachlor	ug/L	0.017 U	0.017 U		30	
Simazine	ug/L	0.040 U	0.040 U		30	
1,3-Dimethyl-2-nitrobenzene(S)	%	82	68			J(S0)
Benzo(a)pyrene-d12 (S)	%	91	80			
Triphenylphosphate (S)	%	125	104			

Results presented on this page are in the units indicated by the "Units" column except where an alternate unit is presented to the right of the result.

**REPORT OF LABORATORY ANALYSIS**

This report shall not be reproduced, except in full,  
without the written consent of Pace Analytical Services, LLC.



## QUALIFIERS

Project: 2272983  
Pace Project No.: 35993602

### DEFINITIONS

DF - Dilution Factor, if reported, represents the factor applied to the reported data due to dilution of the sample aliquot.  
ND - Not Detected at or above adjusted reporting limit.  
TNTC - Too Numerous To Count  
MDL - Adjusted Method Detection Limit.  
PQL - Practical Quantitation Limit.  
RL - Reporting Limit - The lowest concentration value that meets project requirements for quantitative data with known precision and bias for a specific analyte in a specific matrix.  
S - Surrogate  
1,2-Diphenylhydrazine decomposes to and cannot be separated from Azobenzene using Method 8270. The result for each analyte is a combined concentration.  
Consistent with EPA guidelines, unrounded data are displayed and have been used to calculate % recovery and RPD values.  
LCS(D) - Laboratory Control Sample (Duplicate)  
MS(D) - Matrix Spike (Duplicate)  
DUP - Sample Duplicate  
RPD - Relative Percent Difference  
NC - Not Calculable.  
SG - Silica Gel - Clean-Up  
U - Indicates the compound was analyzed for, but not detected.  
N-Nitrosodiphenylamine decomposes and cannot be separated from Diphenylamine using Method 8270. The result reported for each analyte is a combined concentration.  
Reported results are not rounded until the final step prior to reporting. Therefore, calculated parameters that are typically reported as "Total" may vary slightly from the sum of the reported component parameters.  
Pace Analytical is TNI accredited. Contact your Pace PM for the current list of accredited analytes.  
TNI - The NELAC Institute.

### ANALYTE QUALIFIERS

I The reported value is between the laboratory method detection limit and the laboratory practical quantitation limit.  
U Compound was analyzed for but not detected.  
J(S0) Estimated Value. Surrogate recovery outside laboratory control limits.

## REPORT OF LABORATORY ANALYSIS

This report shall not be reproduced, except in full,  
without the written consent of Pace Analytical Services, LLC.



### QUALITY CONTROL DATA CROSS REFERENCE TABLE

Project: 2272983  
Pace Project No.: 35993602

Lab ID	Sample ID	QC Batch Method	QC Batch	Analytical Method	Analytical Batch
35993602001	486998	EPA 525.3	1143518	EPA 525.3	1143557

### REPORT OF LABORATORY ANALYSIS

This report shall not be reproduced, except in full,  
without the written consent of Pace Analytical Services, LLC.



1-800-458-3330

# Beverage - Finished Product

Order Number: 2272983  
 Order Date: 10/15/2025 486998  
 Sample Number:  
 Product: FDATABASE GDR  
 Paid: No Method: Purchase P.O.: Winston-Salem, NC  
 Order

TSR: BJS

Winston-Salem

NC 27101-6127

If finished product is submitted in laboratory containers, complete the following information.

Date Opened: \_\_\_/\_\_\_/\_\_\_  
 Time Opened: \_\_\_:\_\_\_  AM  PM  
 Check Time Zone:  PST  MST  CST  EST  
 Other: \_\_\_\_\_

For Laboratory Use ONLY	
Lab Accounting Information:	
Payment \$:	_____
Check #:	_____
Lab Comments/Special Instructions:	
Distilled Product	
52513	
State Forms:	
Lab Sample Information:	
Date Received:	RECEIVED OCT 22 2025
Time Received:	:0936
Received By:	AB
Date Opened:	10/17/2025
Time Opened:	11:45
Opened By:	A. Bonner
<input checked="" type="checkbox"/> Sample receipt criteria checked & acceptable. <input type="checkbox"/> Deviations from acceptable sample receipt criteria noted on PSA form.	

PWS ID# (if applicable): \_\_\_\_\_

Source Type:  Spring  Well  Municipal  
 Other: \_\_\_\_\_

Source Name: Abingdon VA Muni  
(Source Information is REQUIRED for All Finished Products)

City & State: Abingdon VA  
(If Different than Above)

Product Collected By: *[Signature]*  
(Signature)

Product Collected By: Stewart Douglas  
(Please Print)

Brand Name/Product Type: Mountain Park Distilled  
e.g. XYZ Spring Water or XYZ Distilled Water

Container Size: 5 gal

Production Code/Lot Number: 29325

Form Completed By: Stewart Douglas

Additional Comments:

IF PENNSYLVANIA REPORTING IS REQUIRED AND YOUR PRODUCT IS GREATER THAN 1.77 LITERS, PLEASE PROVIDE THE FOLLOWING:

Penn. PWS ID#: \_\_\_\_\_

Location: \_\_\_\_\_

*Pace*

**WO#: 35993602**  
**PH: RJS**      **Due Date: 11/12/25**  
**CLIENT: NTL\_LTD**

**Project #**  
**Project Manager:**  
**Client:**

Date and Initials of person: \_\_\_\_\_  
 Examining contents: ATK  
 Verifying pH: \_\_\_\_\_  
 Initials: ATK

Thermometer Used: T440      Date: 10/29/25      Time: 0947

State of Origin: \_\_\_\_\_  
 For WV projects, all containers verified to ±6 °C  
 Cooler #1 Temp. °C 2.5 (Visual) +0.1 (Correction Factor) 3.6 (Actual)  
 Cooler #2 Temp. °C \_\_\_\_\_ (Visual) \_\_\_\_\_ (Correction Factor) \_\_\_\_\_ (Actual)  
 Cooler #3 Temp. °C \_\_\_\_\_ (Visual) \_\_\_\_\_ (Correction Factor) \_\_\_\_\_ (Actual)  
 Cooler #4 Temp. °C \_\_\_\_\_ (Visual) \_\_\_\_\_ (Correction Factor) \_\_\_\_\_ (Actual)  
 Cooler #5 Temp. °C \_\_\_\_\_ (Visual) \_\_\_\_\_ (Correction Factor) \_\_\_\_\_ (Actual)  
 Cooler #6 Temp. °C \_\_\_\_\_ (Visual) \_\_\_\_\_ (Correction Factor) \_\_\_\_\_ (Actual)  
 Recheck for OOT °C \_\_\_\_\_ (Visual) \_\_\_\_\_ (Correction Factor) \_\_\_\_\_ (Actual)

Samples collected sameday, on ice cooling has begun  
 Samples collected sameday, on ice cooling has begun  
 Samples collected sameday, on ice cooling has begun  
 Samples collected sameday, on ice cooling has begun  
 Samples collected sameday, on ice cooling has begun  
 Samples collected sameday, on ice cooling has begun  
 Time: \_\_\_\_\_ Initials: \_\_\_\_\_

Courier:  Fed Ex  UPS  USPS  Client  Commercial  Pace  Other:

Shipping Method:  Standard Overnight  First Overnight  Priority Overnight  Ground  International Priority  Other: Next Day Air

Tracking # 17 AN 931 01 7564 5217

Custody Seal Present:  Yes  No Seal properly placed and intact:  Yes  No

Ice:  Wet  Blue  Dry  None  Melted

Packing Material:  Bubble Wrap  Bubble Bags  None  Other:

Samples shorted to lab:  Yes  No (If yes, complete the following)

Shorted Date: \_\_\_\_\_ Shorted Time: \_\_\_\_\_  
 Bottle Quantity / Type: \_\_\_\_\_

Chain of Custody:	Present: <input checked="" type="checkbox"/> Yes <input type="checkbox"/> No   Filled Out: <input checked="" type="checkbox"/> Yes <input type="checkbox"/> No <input type="checkbox"/> N/A   Sampler Name: <input checked="" type="checkbox"/> Yes <input type="checkbox"/> No <input type="checkbox"/> N/A	Comments:
	Relinquished To Pace: <input checked="" type="checkbox"/> Yes <input type="checkbox"/> No <input type="checkbox"/> N/A   Sampling Date(s): <input checked="" type="checkbox"/> Yes <input type="checkbox"/> No <input type="checkbox"/> N/A   Sampling Time(s): <input checked="" type="checkbox"/> Yes <input type="checkbox"/> No <input type="checkbox"/> N/A	
Samples Arrived within Hold Time.	<input checked="" type="checkbox"/> Yes <input type="checkbox"/> No <input type="checkbox"/> N/A	Comments:
Rush Turnaround Requested on COC	<input type="checkbox"/> Yes <input checked="" type="checkbox"/> No <input type="checkbox"/> N/A	Comments:
Sufficient Volume.	<input checked="" type="checkbox"/> Yes <input type="checkbox"/> No <input type="checkbox"/> N/A	Comments:
Correct Containers Used.	<input checked="" type="checkbox"/> Yes <input type="checkbox"/> No <input type="checkbox"/> N/A	Comments:
Containers Intact.	<input checked="" type="checkbox"/> Yes <input type="checkbox"/> No <input type="checkbox"/> N/A	Comments:
Sample Labels Match COC (Sample ID, Date/Time of Collection).	<input type="checkbox"/> Yes <input checked="" type="checkbox"/> No <input type="checkbox"/> N/A	Comments:
All containers needing acid / base preservation have been checked.	<input checked="" type="checkbox"/> Yes <input type="checkbox"/> No <input type="checkbox"/> N/A	No sampling date / time on bottles <b>Preservation Information</b> Preservative: _____ Date: _____ Lot / Trace: _____ Time: _____ Amount added (mL): _____ Initials: _____
All containers needing preservation are found to be in compliance with EPA recommendation.	<input checked="" type="checkbox"/> Yes <input type="checkbox"/> No <input type="checkbox"/> N/A	
Exceptions: Vials, Microbiology, O&G, PFAS		
Headspace in Volatile Vials? (>6mm):	<input type="checkbox"/> Yes <input type="checkbox"/> No <input checked="" type="checkbox"/> N/A	
Trip Blank Present:	<input type="checkbox"/> Yes <input type="checkbox"/> No <input checked="" type="checkbox"/> N/A	

Comments / Resolutions (use back for additional comments):

Labeled by: ABP

Reviewed by: ATK

## Case Narrative

Client: National Testing Laboratories, Ltd  
Project: 486998 / 2272983

Job ID: 810-169778-1

**Job ID: 810-169778-1**

**Eurofins Eaton Analytical South Bend**

### Job Narrative 810-169778-1

The analytical test results presented in this report meet all requirements of the associated regulatory program listed on the Accreditation/Certification Summary Page, unless otherwise noted. Data qualifiers and/or narrative comments are included to explain any exceptions, if applicable. Regulated compliance samples (e.g. SDWA, NPDES) must comply with associated agency requirements/permits.

- Matrix-specific batch QC (e.g., MS, MSD, SD) may not be reported when insufficient sample volume is available or when site-specific QC samples are not submitted. In such cases, a Laboratory Control Sample Duplicate (LCSD) may be analyzed to provide precision data for the batch.
- For samples analyzed using surrogate and/or isotope dilution analytes, any recoveries falling outside of established acceptance criteria are re-prepared and/or re-analyzed to confirm results, unless the deviation is due to sample dilution or otherwise explained in the case narrative.

#### Receipt

The sample was received on 10/29/2025 10:15 AM. Unless otherwise noted below, the sample arrived in good condition, and, where required, properly preserved and on ice. The temperature of the cooler at receipt time was 0.7°C.

#### General Chemistry

No additional analytical or quality issues were noted, other than those described above or in the Definitions/ Glossary page.



# Client Sample Results

Client: National Testing Laboratories, Ltd  
Project/Site: 486998 / 2272983

Job ID: 810-169778-1

Client Sample ID: 486998 / 2272983

Lab Sample ID: 810-169778-1

Date Collected: 10/27/25 11:45

Matrix: Drinking Water

Date Received: 10/29/25 10:15

## General Chemistry

Analyte	Result	Qualifier	RL	MDL	Unit	D	Prepared	Analyzed	Dil Fac
Cyanide, Total (EPA 335.4)	<0.0050		0.0050		mg/L		10/30/25 15:34	10/30/25 18:19	1



## Definitions/Glossary

Client: National Testing Laboratories, Ltd  
Project/Site: 486998 / 2272983

Job ID: 810-169778-1

### Glossary

Abbreviation	These commonly used abbreviations may or may not be present in this report.
☼	Listed under the "D" column to designate that the result is reported on a dry weight basis
%R	Percent Recovery
CFL	Contains Free Liquid
CFU	Colony Forming Unit
CNF	Contains No Free Liquid
DER	Duplicate Error Ratio (normalized absolute difference)
Dil Fac	Dilution Factor
DL	Detection Limit (DoD/DOE)
DL, RA, RE, IN	Indicates a Dilution, Re-analysis, Re-extraction, or additional Initial metals/anion analysis of the sample
DLC	Decision Level Concentration (Radiochemistry)
EDL	Estimated Detection Limit (Dioxin)
LOD	Limit of Detection (DoD/DOE)
LOQ	Limit of Quantitation (DoD/DOE)
MCL	EPA recommended "Maximum Contaminant Level"
MDA	Minimum Detectable Activity (Radiochemistry)
MDC	Minimum Detectable Concentration (Radiochemistry)
MDL	Method Detection Limit
ML	Minimum Level (Dioxin)
MPN	Most Probable Number
MQL	Method Quantitation Limit
NC	Not Calculated
ND	Not Detected at the reporting limit (or MDL or EDL if shown)
NEG	Negative / Absent
POS	Positive / Present
PQL	Practical Quantitation Limit
PRES	Presumptive
QC	Quality Control
RER	Relative Error Ratio (Radiochemistry)
RL	Reporting Limit or Requested Limit (Radiochemistry)
RPD	Relative Percent Difference, a measure of the relative difference between two points
TEF	Toxicity Equivalent Factor (Dioxin)
TEQ	Toxicity Equivalent Quotient (Dioxin)
TNTC	Too Numerous To Count

# Lab Chronicle

Client: National Testing Laboratories, Ltd  
Project/Site: 486998 / 2272983

Job ID: 810-169778-1

**Client Sample ID: 486998 / 2272983**

**Lab Sample ID: 810-169778-1**

**Date Collected: 10/27/25 11:45**

**Matrix: Drinking Water**

**Date Received: 10/29/25 10:15**

Prep Type	Batch Type	Batch Method	Run	Dilution Factor	Batch Number	Analyst	Lab	Prepared or Analyzed
Total/NA	Prep	Distill/CN			166951	GB	EA SB	10/30/25 15:34
Total/NA	Analysis	335.4		1	167031	GB	EA SB	10/30/25 18:19

**Laboratory References:**

EA SB = Eurofins Eaton Analytical South Bend, 110 S Hill Street, South Bend, IN 46617, TEL (574)233-4777



# Accreditation/Certification Summary

Client: National Testing Laboratories, Ltd  
Project/Site: 486998 / 2272983

Job ID: 810-169778-1

## Laboratory: Eurofins Eaton Analytical South Bend

Unless otherwise noted, all analytes for this laboratory were covered under each accreditation/certification below.

Authority	Program	Identification Number	Expiration Date
Ohio	State	87775	06-30-26

The following analytes are included in this report, but the laboratory is not certified by the governing authority. This list may include analytes for which the agency does not offer certification.

Analysis Method	Prep Method	Matrix	Analyte
335.4	Distill/CN	Drinking Water	Cyanide, Total



# Method Summary

Client: National Testing Laboratories, Ltd  
Project/Site: 486998 / 2272983

Job ID: 810-169778-1

Method	Method Description	Protocol	Laboratory
335.4	Cyanide, Total	EPA	EA SB
Distill/CN	Distillation, Cyanide	None	EA SB

**Protocol References:**

EPA = US Environmental Protection Agency  
None = None

**Laboratory References:**

EA SB = Eurofins Eaton Analytical South Bend, 110 S Hill Street, South Bend, IN 46617, TEL (574)233-4777



# Sample Summary

Client: National Testing Laboratories, Ltd  
Project/Site: 486998 / 2272983

Job ID: 810-169778-1

---

Lab Sample ID	Client Sample ID	Matrix	Collected	Received	Sample Origin
810-169778-1	486998 / 2272983	Drinking Water	10/27/25 11:45	10/29/25 10:15	Virginia

---

- 1
- 2
- 3
- 4
- 5
- 6
- 7
- 8
- 9
- 10
- 11



1-800-458-3330

# Beverage - Finished Product

Order Number: 2272983  
 Order Date: 10/15/2025 486998  
 Sample Number:  
 Product: FDATABASE GDR  
 Paid: No Method: Purchase P.O.: Winston-Salem,  
 Order Order NC

TSR: BJS

Winston-Salem

NC 27101-6127

If finished product is submitted in laboratory containers, complete the following information.

Date Opened: \_\_\_/\_\_\_/\_\_\_  
 Time Opened: \_\_\_:\_\_\_  AM  PM  
 Check Time Zone:  PST  MST  CST  EST  
 Other: \_\_\_\_\_

PWS ID# (if applicable): \_\_\_\_\_

Source Type:  Spring  Well  Municipal  
 Other: \_\_\_\_\_

Source Name: Abingdon VA Muni  
(Source Information is REQUIRED for All Finished Products)

City & State: Abingdon VA  
(If Different than Above)

Product Collected By: [Signature]  
(Signature)

Product Collected By: Stewart Douglas  
(Please Print)

Brand Name/Product Type: Mountain Park Distilled  
e.g. XYZ Spring Water or XYZ Distilled Water

Container Size: 5 gal

Production Code/Lot Number: 29325

Form Completed By: Stewart Douglas

Additional Comments:

For Laboratory Use ONLY	
Lab Accounting Information:	
Payment \$:	_____
Check #:	_____
Lab Comments/Special Instructions:	
<div style="border: 2px solid red; border-radius: 50%; padding: 5px; display: inline-block;">Distilled Product</div>  Cn  State Forms: _____	
Lab Sample Information:	
Date Received:	<u>RECEIVED OCT 22 2025</u>
Time Received:	<u>:0936</u>
Received By:	<u>AB</u>
Date Opened:	<u>10/22/2025</u>
Time Opened:	<u>11:45</u>
Opened By:	<u>A. Borneum</u>
<input checked="" type="checkbox"/> Sample receipt criteria checked & acceptable. <input type="checkbox"/> Deviations from acceptable sample receipt criteria noted on PSA form.	

IF PENNSYLVANIA REPORTING IS REQUIRED AND YOUR PRODUCT IS GREATER THAN 1.77 LITERS, PLEASE PROVIDE THE FOLLOWING:

Penn. PWS ID#: \_\_\_\_\_

Location: \_\_\_\_\_





Pace Analytical Services, LLC - East Longmeadow, Ma

39 Spruce Street \* East Longmeadow, MA 01028 \* FAX 413/525-6405 \* TEL. 413/525-2332

---

November 13, 2025

Christine Macmillan  
National Testing Laboratories, LTD  
6571 Wilson Mills Road  
Cleveland, OH 44143

Project Location: 2272983  
Client Job Number:  
Project Number: 2272983  
Laboratory Work Order Number: 25J2209

Enclosed are results of analyses for samples as received by the laboratory on October 28, 2025. If you have any questions concerning this report, please feel free to contact me.

Sincerely,

Karriem G. Marius  
Project Manager

## Table of Contents

Sample Summary	3
Case Narrative	4
Sample Results	5
25J2209-01	5
Sample Preparation Information	6
QC Data	7
Semivolatile Organic Compounds by - LC/MS-MS	7
B416444	7
Flag/Qualifier Summary	8
Certifications	9
Chain of Custody/Sample Receipt	10



Pace Analytical Services, LLC - East Longmeadow, Ma

39 Spruce Street \* East Longmeadow, MA 01028 \* FAX 413/525-6405 \* TEL. 413/525-2332

National Testing Laboratories, LTD  
6571 Wilson Mills Road  
Cleveland, OH 44143  
ATTN: Christine Macmillan

REPORT DATE: 11/13/2025

PURCHASE ORDER NUMBER:

PROJECT NUMBER: 2272983

ANALYTICAL SUMMARY

WORK ORDER NUMBER: 25J2209

The results of analyses performed on the following samples submitted to Pace Analytical Services, LLC - East Longmeadow, Ma, are found in this report.

PROJECT LOCATION: 2272983

FIELD SAMPLE #	LAB ID:	MATRIX	SAMPLE DESCRIPTION	TEST	SUB LAB
487000	25J2209-01	Water		EPA 537.1, Version 2	



Pace Analytical Services, LLC - East Longmeadow, Ma

39 Spruce Street \* East Longmeadow, MA 01028 \* FAX 413/525-6405 \* TEL. 413/525-2332

**CASE NARRATIVE SUMMARY**

All reported results are within defined laboratory quality control objectives unless listed below or otherwise qualified in this report.

The results of analyses reported only relate to samples submitted to Pace Analytical Services, LLC - East Longmeadow, Ma, for testing. I certify that the analyses listed above, unless specifically listed as subcontracted, if any, were performed under my direction according to the approved methodologies listed in this document, and that based upon my inquiry of those individuals immediately responsible for obtaining the information, the material contained in this report is, to the best of my knowledge and belief, accurate and complete.

A handwritten signature in black ink, appearing to read "Lisa A. Worthington".

Lisa A. Worthington  
Technical Representative



39 Spruce Street \* East Longmeadow, MA 01028 \* FAX 413/525-6405 \* TEL. 413/525-2332

Project Location: 2272983

Sample Description:

Work Order: 25J2209

Date Received: 10/28/2025

Field Sample #: 487000

Sampled: 10/27/2025 11:45

Sample ID: 25J2209-01

Sample Matrix: Water

Semivolatile Organic Compounds by - LC/MS-MS

Analyte	Results	RL	DL	Units	DF	Flag/Qual	Method	Date Prepared	Date/Time Analyzed	Analyst
Perfluorobutanesulfonic acid (PFBS)	ND	1.9	0.50	ng/L	1		EPA 537.1, Version 2	11/5/25	11/7/25 3:23	ZGS
Perfluorohexanoic acid (PFHxA)	ND	1.9	0.63	ng/L	1		EPA 537.1, Version 2	11/5/25	11/7/25 3:23	ZGS
Perfluorohexanesulfonic acid (PFHxS)	ND	1.9	0.68	ng/L	1		EPA 537.1, Version 2	11/5/25	11/7/25 3:23	ZGS
Perfluoroheptanoic acid (PFHpA)	ND	1.9	0.63	ng/L	1		EPA 537.1, Version 2	11/5/25	11/7/25 3:23	ZGS
Perfluorooctanoic acid (PFOA)	ND	1.9	0.62	ng/L	1		EPA 537.1, Version 2	11/5/25	11/7/25 3:23	ZGS
Perfluorooctanesulfonic acid (PFOS)	ND	1.9	0.63	ng/L	1		EPA 537.1, Version 2	11/5/25	11/7/25 3:23	ZGS
Perfluorononanoic acid (PFNA)	ND	1.9	0.57	ng/L	1		EPA 537.1, Version 2	11/5/25	11/7/25 3:23	ZGS
Perfluorodecanoic acid (PFDA)	ND	1.9	0.64	ng/L	1		EPA 537.1, Version 2	11/5/25	11/7/25 3:23	ZGS
N-EtFOSAA (NEtFOSAA)	ND	1.9	0.61	ng/L	1		EPA 537.1, Version 2	11/5/25	11/7/25 3:23	ZGS
Perfluoroundecanoic acid (PFUnA)	ND	1.9	0.65	ng/L	1		EPA 537.1, Version 2	11/5/25	11/7/25 3:23	ZGS
N-MeFOSAA (NMeFOSAA)	ND	1.9	0.56	ng/L	1		EPA 537.1, Version 2	11/5/25	11/7/25 3:23	ZGS
Perfluorododecanoic acid (PFDoA)	ND	1.9	0.81	ng/L	1		EPA 537.1, Version 2	11/5/25	11/7/25 3:23	ZGS
Perfluorotridecanoic acid (PFTriDA)	ND	1.9	0.96	ng/L	1		EPA 537.1, Version 2	11/5/25	11/7/25 3:23	ZGS
Perfluorotetradecanoic acid (PFTA)	ND	1.9	0.78	ng/L	1		EPA 537.1, Version 2	11/5/25	11/7/25 3:23	ZGS
Hexafluoropropylene oxide dimer acid (HFPO-DA)	ND	1.9	0.77	ng/L	1		EPA 537.1, Version 2	11/5/25	11/7/25 3:23	ZGS
11Cl-PF3OUdS (F53B Major)	ND	1.9	0.55	ng/L	1		EPA 537.1, Version 2	11/5/25	11/7/25 3:23	ZGS
9Cl-PF3ONS (F53B Minor)	ND	1.9	0.58	ng/L	1		EPA 537.1, Version 2	11/5/25	11/7/25 3:23	ZGS
4,8-Dioxa-3H-perfluorononanoic acid (ADONA)	ND	1.9	0.58	ng/L	1		EPA 537.1, Version 2	11/5/25	11/7/25 3:23	ZGS

Surrogates	% Recovery	Recovery Limits	Flag/Qual
13C-PFHxA	107	70-130	11/7/25 3:23
M3HFPO-DA	98.9	70-130	11/7/25 3:23
13C-PFDA	116	70-130	11/7/25 3:23
D5-NEtFOSAA	108	70-130	11/7/25 3:23



Pace Analytical Services, LLC - East Longmeadow, Ma

39 Spruce Street \* East Longmeadow, MA 01028 \* FAX 413/525-6405 \* TEL. 413/525-2332

**Sample Extraction Data**

**Prep Method: EPA 537.1-EPA 537.1, Version 2**

<b>Lab Number [Field ID]</b>	<b>Batch</b>	<b>Initial [mL]</b>	<b>Final [mL]</b>	<b>Date</b>
25J2209-01 [487000]	B416444	258	1.00	11/05/25



QUALITY CONTROL

Semivolatile Organic Compounds by - LC/MS-MS - Quality Control

Analyte	Result	Reporting Limit	DL	Units	Spike Level	Source Result	%REC	%REC Limits	RPD	RPD Limit	Notes
<b>Batch B416444 - EPA 537.1</b>											
<b>Blank (B416444-BLK1)</b>						Prepared: 11/05/25 Analyzed: 11/12/25					
Perfluorobutanesulfonic acid (PFBS)	ND	2.0	0.51	ng/L							
Perfluorohexanoic acid (PFHxA)	ND	2.0	0.64	ng/L							
Perfluorohexanesulfonic acid (PFHxS)	ND	2.0	0.70	ng/L							
Perfluoroheptanoic acid (PFHpA)	ND	2.0	0.65	ng/L							
Perfluorooctanoic acid (PFOA)	ND	2.0	0.64	ng/L							
Perfluorooctanesulfonic acid (PFOS)	ND	2.0	0.65	ng/L							
Perfluorononanoic acid (PFNA)	ND	2.0	0.59	ng/L							
Perfluorodecanoic acid (PFDA)	ND	2.0	0.66	ng/L							
N-EtFOSAA (NEtFOSAA)	ND	2.0	0.62	ng/L							
Perfluoroundecanoic acid (PFUnA)	ND	2.0	0.67	ng/L							
N-MeFOSAA (NMeFOSAA)	ND	2.0	0.58	ng/L							
Perfluorododecanoic acid (PFDoA)	ND	2.0	0.84	ng/L							
Perfluorotridecanoic acid (PFTriDA)	ND	2.0	0.98	ng/L							
Perfluorotetradecanoic acid (PFTA)	ND	2.0	0.80	ng/L							
Hexafluoropropylene oxide dimer acid (HFPO-DA)	ND	2.0	0.79	ng/L							
11Cl-PF3OUdS (F53B Major)	ND	2.0	0.56	ng/L							
9Cl-PF3ONS (F53B Minor)	ND	2.0	0.60	ng/L							
4,8-Dioxa-3H-perfluorononanoic acid (ADONA)	ND	2.0	0.60	ng/L							
Surrogate: 13C-PFHxA	34.5			ng/L	40.00		86.3	70-130			
Surrogate: M3HFPO-DA	35.0			ng/L	40.00		87.4	70-130			
Surrogate: 13C-PFDA	37.8			ng/L	40.00		94.6	70-130			
Surrogate: D5-NEtFOSAA	162			ng/L	160.0		101	70-130			
<b>LCS (B416444-BS1)</b>						Prepared: 11/05/25 Analyzed: 11/12/25					
Perfluorobutanesulfonic acid (PFBS)	15.8	2.0	0.51	ng/L	17.74		89.3	70-130			
Perfluorohexanoic acid (PFHxA)	15.0	2.0	0.64	ng/L	20.00		75.1	70-130			
Perfluorohexanesulfonic acid (PFHxS)	15.6	2.0	0.70	ng/L	18.28		85.5	70-130			
Perfluoroheptanoic acid (PFHpA)	16.8	2.0	0.65	ng/L	20.00		83.8	70-130			
Perfluorooctanoic acid (PFOA)	17.7	2.0	0.64	ng/L	20.00		88.6	70-130			
Perfluorooctanesulfonic acid (PFOS)	15.2	2.0	0.65	ng/L	18.56		82.1	70-130			
Perfluorononanoic acid (PFNA)	19.2	2.0	0.59	ng/L	20.00		95.9	70-130			
Perfluorodecanoic acid (PFDA)	17.3	2.0	0.66	ng/L	20.00		86.5	70-130			
N-EtFOSAA (NEtFOSAA)	16.3	2.0	0.62	ng/L	20.00		81.6	70-130			
Perfluoroundecanoic acid (PFUnA)	17.8	2.0	0.67	ng/L	20.00		88.8	70-130			
N-MeFOSAA (NMeFOSAA)	17.2	2.0	0.58	ng/L	20.00		86.2	70-130			
Perfluorododecanoic acid (PFDoA)	21.9	2.0	0.84	ng/L	20.00		110	70-130			
Perfluorotridecanoic acid (PFTriDA)	18.0	2.0	0.98	ng/L	20.00		90.2	70-130			
Perfluorotetradecanoic acid (PFTA)	16.9	2.0	0.80	ng/L	20.00		84.6	70-130			
Hexafluoropropylene oxide dimer acid (HFPO-DA)	16.2	2.0	0.79	ng/L	20.00		81.0	70-130			
11Cl-PF3OUdS (F53B Major)	15.0	2.0	0.56	ng/L	18.86		79.8	70-130			
9Cl-PF3ONS (F53B Minor)	16.4	2.0	0.60	ng/L	18.66		88.0	70-130			
4,8-Dioxa-3H-perfluorononanoic acid (ADONA)	17.8	2.0	0.60	ng/L	18.90		94.2	70-130			
Surrogate: 13C-PFHxA	35.0			ng/L	40.00		87.4	70-130			
Surrogate: M3HFPO-DA	40.1			ng/L	40.00		100	70-130			
Surrogate: 13C-PFDA	42.4			ng/L	40.00		106	70-130			
Surrogate: D5-NEtFOSAA	161			ng/L	160.0		100	70-130			



**FLAG/QUALIFIER SUMMARY**

*	QC result is outside of established limits.
†	Wide recovery limits established for difficult compound.
‡	Wide RPD limits established for difficult compound.
#	Data exceeded client recommended or regulatory level
ND	Not Detected
RL	Reporting Limit
DL	Method Detection Limit
MCL	Maximum Contaminant Level

Percent recoveries and relative percent differences (RPDs) are determined by the software using values in the calculation which have not been rounded.

No results have been blank subtracted unless specified in the case narrative section.



**CERTIFICATIONS**

**Certified Analyses included in this Report**

Analyte	Certifications
<i>EPA 537.1, Version 2 in Drinking Water</i>	
Perfluorobutanesulfonic acid (PFBS)	LA-DW,VT-DW,NJ,CT,ME,PA,MI,MA,NY,NH,O
Perfluorohexanoic acid (PFHxA)	LA-DW,VT-DW,NJ,CT,ME,PA,MI,MA,NY,NH,O
Perfluorohexanesulfonic acid (PFHxS)	LA-DW,VT-DW,NJ,CT,ME,PA,MI,MA,NY,NH,O
Perfluoroheptanoic acid (PFHpA)	LA-DW,VT-DW,NJ,CT,ME,PA,MI,MA,NY,NH,O
Perfluorooctanoic acid (PFOA)	LA-DW,VT-DW,NJ,CT,ME,PA,MI,MA,NY,NH,O
Perfluorooctanesulfonic acid (PFOS)	LA-DW,VT-DW,NJ,CT,ME,PA,MI,MA,NY,NH,O
Perfluorononanoic acid (PFNA)	LA-DW,VT-DW,NJ,CT,ME,PA,MI,MA,NY,NH,O
Perfluorodecanoic acid (PFDA)	LA-DW,VT-DW,NJ,CT,ME,PA,MI,MA,NY,NH,O
N-EtFOSAA (NEtFOSAA)	LA-DW,VT-DW,NJ,CT,ME,PA,MI,MA,NY,NH,O
Perfluoroundecanoic acid (PFUnA)	LA-DW,VT-DW,NJ,CT,ME,PA,MI,MA,NY,NH,O
N-MeFOSAA (NMeFOSAA)	LA-DW,VT-DW,NJ,CT,ME,PA,MI,MA,NY,NH,O
Perfluorododecanoic acid (PFDoA)	LA-DW,VT-DW,NJ,CT,ME,PA,MI,MA,NY,NH,O
Perfluorotridecanoic acid (PFTriDA)	LA-DW,VT-DW,NJ,CT,ME,PA,MI,MA,NY,NH,O
Perfluorotetradecanoic acid (PFTA)	LA-DW,VT-DW,NJ,CT,ME,PA,MI,MA,NY,NH,O
Hexafluoropropylene oxide dimer acid (HFPO-DA)	LA-DW,VT-DW,NJ,CT,ME,PA,MI,MA,NY,NH,O
11Cl-PF3OUdS (F53B Major)	LA-DW,VT-DW,NJ,CT,ME,PA,MI,MA,NY,NH,O
9Cl-PF3ONS (F53B Minor)	LA-DW,VT-DW,NJ,CT,ME,PA,MI,MA,NY,NH,O
4,8-Dioxa-3H-perfluorononanoic acid (ADONA)	LA-DW,VT-DW,NJ,CT,ME,PA,MI,MA,NY,NH,O

Pace Analytical Services, LLC - East Longmeadow, Ma, operates under the following certifications and accreditations:

Code	Description	Number	Expires
MA	Massachusetts DEP	M-MA100	06/30/2026
CT	Connecticut Department of Public Health	PH-0821	12/31/2026
NY	New York State Department of Health	10899 NELAP	04/1/2026
NH	New Hampshire Environmental Lab	2516 NELAP	02/5/2026
NJ	New Jersey DEP	MA007 NELAP	06/30/2026
VT-DW	Vermont Department of Health Drinking Water	VT-255716	06/12/2026
ME	State of Maine	MA00100	06/9/2027
VA	Commonwealth of Virginia	460217	12/14/2025
PA	Commonwealth of Pennsylvania DEP	68-05812	06/30/2026
MI	Dept. of Env, Great Lakes, and Energy	9100	06/30/2026
OH	Ohio Environmental Protection Agency	87781	04/1/2026
LA-DW	State of Louisiana Dept of Health/Office of Public Health	LA042	12/31/2025
MD-DW	Maryland Dept of the Env Water Supply Program	373	06/30/2026
WV-DW	West Virginia Dept. of Health	9979C	01/31/2026

25J2209



1-800-458-3330

# Beverage - Finished Product

Order Number: 2272983  
 Order Date: 10/15/2025 48/000  
 Sample Number:  
 Product: PFAS 18  
 Paid: No Method: Purchase P.O.: Winston-Salem, NC  
 Order  
 TSR: BJS

Winston-Salem NC 27101-6127

If finished product is submitted in laboratory containers, complete the following information.

Date Opened: \_\_\_/\_\_\_/\_\_\_  
 Time Opened: \_\_\_:\_\_\_  AM  PM  
 Check Time Zone:  PST  MST  CST  EST  
 Other: \_\_\_\_\_

PWS ID# (if applicable): \_\_\_\_\_  
 Source Type:  Spring  Well  Municipal  
 Other: \_\_\_\_\_

Source Name: Abingdon VA Muni  
(Source Information is REQUIRED for All Finished Products)  
 City & State: Abingdon VA  
(If Different than Above)

Product Collected By: \_\_\_\_\_  
(Signature)

Product Collected By: Stewart Douglas  
(Please Print)

Brand Name/Product Type: Mountain Park Distilled  
e.g. XYZ Spring Water or XYZ Distilled Water

Container Size: 5gal

Production Code/Lot Number: 29325

Form Completed By: Stewart Douglas

Additional Comments: \_\_\_\_\_

**For Laboratory Use ONLY**

Lab Accounting Information:  
 Payment \$: \_\_\_\_\_  
 Check #: \_\_\_\_\_

Lab Comments/Special Instructions:  
 Distilled Product

State Forms: \_\_\_\_\_

Lab Sample Information:  
 Date Received: RECEIVED, OCT 22 2025  
 Time Received: \_\_\_\_\_ : 0936  
 Received By: AB  
 Date Opened: 10/27/2025  
 Time Opened: 11:45  
 Opened By: A. Spennace

Sample receipt criteria checked & acceptable.  
 Deviations from acceptable sample receipt criteria noted on PSA form.

IF PENNSYLVANIA REPORTING IS REQUIRED AND YOUR PRODUCT IS GREATER THAN 1.77 LITERS, PLEASE PROVIDE THE FOLLOWING:

Penn. PWS ID#: \_\_\_\_\_  
 Location: \_\_\_\_\_

# ENV-FRM-ELON-0001 v09\_Sample Receiving Checklist

## Log In Back-Sheet

Sample Receipt Checklist – (Rejection Criteria Listing – Using Acceptance Policy)  
Any False statement will be brought to the attention of the Client – True or False

Client National Testing Laboratories  
 Project 487000  
 MCP/RCP Required \_\_\_\_\_  
 Deliverable Package Requirement \_\_\_\_\_  
 Location Abingdon, VA.  
 PWSID# (When Applicable) \_\_\_\_\_  
 Arrival Method:  
 Courier  Fed Ex  Walk In  Other  UPS  
 Received By / Date / Time DS 10/29/25 1004  
 Back-Sheet By / Date / Time SMW 10/29/25 1944  
 Temperature Method gun # 7  
 WV samples: Yes (see note\*) / No (follow normal procedure) \_\_\_\_\_  
 Temp < 6° C Actual Temperature 1.4  
 Rush Samples: Yes / No Notify  
 Short Hold: Yes / No Notify

	True	False
Received on Ice	<input checked="" type="checkbox"/>	<input type="checkbox"/>
Received in Cooler	<input checked="" type="checkbox"/>	<input type="checkbox"/>
Custody Seal: DATE TIME	<input type="checkbox"/>	<input checked="" type="checkbox"/>
COC Relinquished	<input checked="" type="checkbox"/>	<input type="checkbox"/>
COC/Samples Labels Agree	<input checked="" type="checkbox"/>	<input type="checkbox"/>
All Samples in Good Condition	<input checked="" type="checkbox"/>	<input type="checkbox"/>
Samples Received within Holding Time	<input checked="" type="checkbox"/>	<input type="checkbox"/>
Is there enough Volume	<input checked="" type="checkbox"/>	<input type="checkbox"/>
Proper Media/Container Used	<input checked="" type="checkbox"/>	<input type="checkbox"/>
Splitting Samples Required	<input checked="" type="checkbox"/>	<input type="checkbox"/>
MS/MSD	<input type="checkbox"/>	<input checked="" type="checkbox"/>
Trip Blanks	<input type="checkbox"/>	<input checked="" type="checkbox"/>
Lab to Filters	<input type="checkbox"/>	<input checked="" type="checkbox"/>
COC Legible	<input checked="" type="checkbox"/>	<input type="checkbox"/>
COC Included: (Check all included)		
Client <input checked="" type="checkbox"/> Analysis <input checked="" type="checkbox"/> Sampler Name <input checked="" type="checkbox"/>		
Project <input checked="" type="checkbox"/> IDs <input checked="" type="checkbox"/> Collection Date/Time <input checked="" type="checkbox"/>		
All Samples Proper pH: <u>N/A</u>	<input type="checkbox"/>	<input type="checkbox"/>
Samples Chlorinated: <u>N/A</u>	<input type="checkbox"/>	<input type="checkbox"/>

### Notes regarding Samples/COC outside of SOP:

---

---

---

---

---

---

---

---

---

---

---

---

---

---

---

---

---

---

---

---

---

---

---

---

---

---

### Additional Container Notes

*\*Note: West Virginia requires all samples to have their temperature taken. Note any outliers.*

---

---

---

---

---

---

---

---

---

---

Sample ID	Soils				Ambers Glass				Plastics										Vials						Other													
	16 (oz)	8 (oz)	4 (oz)	2 (oz)	1L		250mL		100 (mL)	Other	500mL		250mL				125 (mL)	80 (mL)	Encore	8oz	Other	VOA 40mL						20mL										
	C/A	C/A	C/A	C/A	Unp.	HCl	H <sub>2</sub> SO <sub>4</sub>	Unp.	Phos.	HCl	H <sub>2</sub> SO <sub>4</sub>	Unp.	HNO <sub>3</sub>	H <sub>2</sub> SO <sub>4</sub>	Unp.	Triz	Amm. Ace	NaOH	NaOH+ZnAc	Unp.	25g	5g	Unp.	Bac/Col	Unp.	Unp.	HCl	MeOH	DI	NaHSO <sub>4</sub>	H <sub>2</sub> SO <sub>4</sub>	Asc. Acid	Unp.	HCl				
1																2																						
2																																						
3																																						
4																																						
5																																						
6																																						
7																																						
8																																						
9																																						
10																																						
11																																						
12																																						
13																																						
14																																						
15																																						
16																																						
17																																						
18																																						
19																																						
20																																						